

# Systemic insecticides (neonicotinoids and fipronil): trends, uses, mode of action and metabolites

N. Simon-Delso · V. Amaral-Rogers · L. P. Belzunces · J. M. Bonmatin · M. Chagnon · C. Downs · L. Furlan · D. W. Gibbons · C. Giorio · V. Girolami · D. Goulson · D. P. Kreutzweiser · C. H. Krupke · M. Liess · E. Long · M. McField · P. Mineau · E. A. D. Mitchell · C. A. Morrissey · D. A. Noome · L. Pisa · J. Settele · J. D. Stark · A. Tapparo · H. Van Dyck · J. Van Praagh · J. P. Van der Sluijs · P. R. Whitehorn · M. Wiemers

Received: 4 May 2014 / Accepted: 15 August 2014 / Published online: 19 September 2014  
© The Author(s) 2014. This article is published with open access at Springerlink.com

**Abstract** Since their discovery in the late 1980s, neonicotinoid pesticides have become the most widely used class of insecticides worldwide, with large-scale applications ranging from plant protection (crops, vegetables, fruits),

veterinary products, and biocides to invertebrate pest control in fish farming. In this review, we address the phenyl-pyrazole fipronil together with neonicotinoids because of similarities in their toxicity, physicochemical profiles, and presence in the

---

Responsible editor: Philippe Garrigues

N. Simon-Delso · L. Pisa · J. P. Van der Sluijs  
Environmental Sciences, Copernicus Institute, Utrecht University,  
Heidelberglaan 2, 3584 CS Utrecht, The Netherlands

N. Simon-Delso (✉)  
Beekeeping Research and Information Centre (CARI), Place Croix  
du Sud 4, 1348 Louvain-la-Neuve, Belgium  
e-mail: noa.simondelso@student.uclouvain.be

V. Amaral-Rogers  
Buglife, Bug House, Ham Lane, Orton Waterville, PE2  
5UU Peterborough, UK

L. P. Belzunces  
INRA, UR 406 Abeilles & Environnement, Laboratoire de  
Toxicologie Environnementale, Site Agroparc, 84000 Avignon,  
France

J. M. Bonmatin  
Centre National de la Recherche Scientifique, Centre de Biophysique  
Moléculaire, rue Charles Sadron, 45071 Orléans Cedex 02, France

M. Chagnon  
Université du Québec À Montréal, Département des sciences  
biologiques, Case Postale 8888, succursale Centre-ville, Montréal,  
Québec, Canada H3C 3P8

C. Downs  
Haereticus Environmental Laboratory, P.O. Box 92, Clifford,  
VA 24533, USA

L. Furlan  
Veneto Agricoltura, Legnaro, PD, Italy

D. W. Gibbons  
Centre for Conservation Science (RSPB), The Lodge, Sandy,  
Bedfordshire SG19 2DL, UK

C. Giorio  
Department of Chemistry, University of Cambridge, Lensfield Road,  
CB2 1EW Cambridge, UK

V. Girolami  
Dipartimento di Agronomia Animali Alimenti Risorse Naturali e  
Ambiente, Università degli Studi di Padova, Agripolis, viale  
dell'Università 16, 35020 Legnaro, Padova, Italy

D. Goulson  
School of Life Sciences, University of Sussex, Brighton BN1 9RH,  
UK

D. P. Kreutzweiser  
Canadian Forest Service, Natural Resources Canada, 1219 Queen  
Street East, Sault Ste Marie, ON, Canada P6A 2E5

C. H. Krupke · E. Long  
Department of Entomology, Purdue University, West Lafayette, IN,  
USA

M. Liess  
Department of System Ecotoxicology, Helmholtz Centre for  
Environmental Research - UFZ, 04318 Leipzig, Germany

M. McField  
Healthy Reefs for Healthy People Initiative, Smithsonian Institution,  
Belize City, Belize

environment. Neonicotinoids and fipronil currently account for approximately one third of the world insecticide market; the annual world production of the archetype neonicotinoid, imidacloprid, was estimated to be ca. 20,000 tonnes active substance in 2010. There were several reasons for the initial success of neonicotinoids and fipronil: (1) there was no known pesticide resistance in target pests, mainly because of their recent development, (2) their physicochemical properties included many advantages over previous generations of insecticides (i.e., organophosphates, carbamates, pyrethroids, etc.), and (3) they shared an assumed reduced operator and consumer risk. Due to their systemic nature, they are taken up by the roots or leaves and translocated to all parts of the plant, which, in turn, makes them effectively toxic to herbivorous insects. The toxicity persists for a variable period of time—depending on the plant, its growth stage, and the amount of pesticide applied. A wide variety of applications are available, including the most common prophylactic non-Good Agricultural Practices (GAP) application by seed coating. As a result of their extensive use and physicochemical properties, these substances can be found in all environmental compartments including soil, water, and air. Neonicotinoids and fipronil operate by disrupting neural transmission in the central nervous system of invertebrates. Neonicotinoids mimic the action of neurotransmitters, while fipronil inhibits neuronal receptors. In doing so, they continuously stimulate neurons leading ultimately to death of target invertebrates. Like virtually all insecticides, they can also have lethal and sublethal impacts on non-target organisms, including insect predators and vertebrates. Furthermore, a range of synergistic

effects with other stressors have been documented. Here, we review extensively their metabolic pathways, showing how they form both compound-specific and common metabolites which can themselves be toxic. These may result in prolonged toxicity. Considering their wide commercial expansion, mode of action, the systemic properties in plants, persistence and environmental fate, coupled with limited information about the toxicity profiles of these compounds and their metabolites, neonicotinoids and fipronil may entail significant risks to the environment. A global evaluation of the potential collateral effects of their use is therefore timely. The present paper and subsequent chapters in this review of the global literature explore these risks and show a growing body of evidence that persistent, low concentrations of these insecticides pose serious risks of undesirable environmental impacts.

**Keywords** Neonicotinoid · Fipronil · Trends · Mechanism of action · Agriculture · Seed treatment · Systemic insecticides · Metabolites

## Introduction

Neonicotinoids and the phenyl-pyrazole fipronil are insecticides with systemic properties. Their physicochemical characteristics, mainly assessed in terms of their octanol water partition coefficient ( $K_{ow}$ ) and dissociation constant (pKa), enable their entrance into plant tissues and their translocation to all its parts (Bromilow and Chamberlain 1995; Bonmatin et al. 2014). Regardless of the manner of application and route

P. Mineau

Pierre Mineau Consulting, 124 Creekside Drive, Salt Spring Island V8K 2E4, Canada

E. A. D. Mitchell

Laboratory of Soil Biology, University of Neuchâtel, Rue Emile Argand 11, 2000 Neuchâtel, Switzerland

E. A. D. Mitchell

Jardin Botanique de Neuchâtel, Chemin du Perthuis-du-Sault 58, 2000 Neuchâtel, Switzerland

C. A. Morrissey

Department of Biology and School of Environment and Sustainability, University of Saskatchewan, 112 Science Place, Saskatoon, SK S7N 5E2, Canada

D. A. Noome

Kijani, Oud Blaricumweg 36b, 1411JT Naarden, The Netherlands

J. Settele · M. Wiemers

UFZ, Helmholtz Centre for Environmental Research, Department of Community Ecology, Theodor-Lieser-Str. 4, 06120 Halle, Germany

J. Settele

German Centre for Integrative Biodiversity Research (iDiv), Halle-Jena-Leipzig, Deutscher Platz 5e, 04103 Leipzig, Germany

J. D. Stark

Puyallup Research and Extension Centre, Washington State University, Puyallup, WA 98371, USA

A. Tapparo

Dipartimento di Scienze Chimiche, Università degli Studi di Padova, via Marzolo 1, 35131 Padova, Italy

H. Van Dyck

Behavioural Ecology and Conservation Group, Biodiversity Research Centre, Université Catholique de Louvain (UCL), Croix du Sud 4-5 bte L7.07.04, 1348 Louvain-la-Neuve, Belgium

J. Van Praagh

Scientific Advisor, Hassellstr. 23, 29223 Celle, Germany

J. P. Van der Sluijs

Centre for the Study of the Sciences and the Humanities, University of Bergen, Postboks 7805, 5020 Bergen, Norway

P. R. Whitehorn

School of Natural Sciences, University of Stirling, Stirling FK9 4LA, UK

of entry to the plant, they translocate throughout all plant tissues making them toxic to any insects (and potentially other organisms) that feed upon the plant. This protects the plant from direct damage by herbivorous (mainly sap feeding) insects and indirectly from damage by plant viruses that are transmitted by insects. The discovery of imidacloprid by Shinzo Kagabu, and its subsequent market introduction in 1991, started the era of the neonicotinoid class of insecticides (Tomizawa and Casida 2011). Imidacloprid was followed in 1999 by thiamethoxam (Maienfisch et al. 2001a) and clothianidin, which is a metabolite of thiamethoxam (Meredith et al. 2002). Over the following two decades, neonicotinoids have become the most widely used insecticides of the five major chemical classes (the others being organophosphates, carbamates, phenyl-pyrazoles, and pyrethroids) on the global market (Jeschke and Nauen 2008; Jeschke et al. 2011; Casida and Durkin 2013).

The French company Rhône-Poulenc Agro (now Bayer CropScience) discovered and developed fipronil between 1985 and 1987 (Tingle et al. 2003), reaching the market in 1993 (Tomlin 2000). It is noteworthy that substances belonging to the phenyl-pyrazole family have in principal herbicidal effects, whereas fipronil is a potent insecticide.

By the 1980s, many pest insects had developed resistance to the organophosphates, carbamates, and pyrethroids then on the market (Georghiou and Mellon 1983; Denholm et al. 1998; Alyokhin et al. 2008). Set against this background of increased resistance to existing insecticides, the neonicotinoid and fipronil were presented as having several key attributes that led to their rapid adoption in both agricultural and urban environments. These included the following: lower binding efficiencies to vertebrate compared to invertebrate receptors, indicating selective toxicity to arthropods, high persistence, systemic nature, versatility in application (especially as seed treatments), high water solubility, and assumed lower impacts on fish and other vertebrates.

The binding sites of neonicotinoids to nicotinic acetylcholine receptors (nAChRs) and fipronil to  $\gamma$ -aminobutyric acid (GABA) receptors in the nervous systems of vertebrates are different from those in insects. In general, vertebrates have lower numbers of nicotinic receptors with high affinity to neonicotinoids, which is why neonicotinoids generally show a priori higher toxicity to invertebrates than vertebrates (including human, e.g., USEPA 2003a; Tomizawa and Casida 2003; Tomizawa and Casida 2005; Liu et al. 2010; Van der Sluijs et al. 2013). Similarly, the binding of fipronil to insect GABA receptors is tighter than that observed for vertebrate receptors (Cole et al. 1993; Grant et al. 1998; Hainzl et al. 1998; Ratra and Casida 2001; Ratra et al. 2001; Narahashi et al. 2010). This, combined with the frequent use on neonicotinoids and fipronil in seed/soil treatments rather than sprays, is supposed to make them comparatively safe for agricultural workers. This is in contrast to some of the

alternatives that they have replaced, such as organophosphates and carbamates (Marrs 1993). Neonicotinoids and fipronil are also relatively persistent, offering the potential for long-term crop protection activity. The half-lives of these compounds in aerobic soil conditions can vary widely, but are measured in months or longer (e.g., 148–6,931 days for clothianidin; USEPA 2003a; Gunasekara et al. 2007; Goulson 2013; Sánchez-Bayo and Hyne 2014). Extensive information about the physicochemical characteristics of neonicotinoids and fipronil can be found in Bonmatin et al. (2014), together with information about their environmental fate.

Arguably, however, it is the systemic nature of these insecticides that has made them so successful. Irrespective of their mode of application, neonicotinoids become distributed throughout the plant, including the apices of new vegetation growth, making them particularly effective against sucking pests, both above ground and below. Although it is not a neonicotinoid, fipronil also acts systemically mainly when it is co-formulated with polymers to increase its systemic activity (Dieckmann et al. 2010a; Dieckmann et al. 2010b; Dieckmann et al. 2010c). Neonicotinoids and fipronil belong to a wide family of substances jointly referred to as the “systemic insecticides” due to their systemic properties, some carbamate and organophosphorus substances, however, can also act systemically (Sanchez-Bayo et al. 2013). Neonicotinoid and fipronil should theoretically not target organisms lacking nervous systems, such as protists, prokaryotes, and plants. Very little research has been done on these non-target organisms and the ecosystem functions they are responsible for. Nevertheless, some studies have revealed negative effects: for example, a negative effect of fipronil on soil microorganisms was suggested as a possible cause for the slower (ca. four-fold) degradation of this pesticide at high vs. low application in Australian soils (Ying and Kookana 2006).

Seven separate neonicotinoid compounds are available commercially worldwide (Jeschke et al. 2011). These are imidacloprid and thiacloprid (developed by Bayer CropScience), clothianidin (Bayer CropScience and Sumitomo), thiamethoxam (Syngenta), acetamiprid (Nippon Soda), nitenpyram (Sumitomo), and dinotefuran (Mitsui Chemicals). An eighth compound, sulfoxaflor (Zhu et al. 2010), has recently come onto the market in China (Shao et al. 2013b) and the USA (Dow Agro Sciences 2013; USEPA 2013) and has been reviewed by the European Food Safety Authority (EFSA) for approval in the European Union (EFSA 2014). In China, new neonicotinoid compounds are being developed and tested (e.g., guadipyr and huanyanglin), and are nearing market release (Shao et al. 2013b; Shao et al. 2013b). Some of these novel neonicotinoids are the *cis*-neonicotinoids, which are isomers of neonicotinoids in which the nitro or cyano group are in the *cis*, rather than *trans*, orientation. It is well known that *trans* and *cis* isomers can differ markedly in their toxicity. More than 600 *cis*-

neonicotinoid compounds have already been synthesized, two of which, paichongding and cycloxaprid (Shao et al. 2013a), might also soon be available on the Chinese market; both are highly effective against Homoptera and Lepidoptera. Through hydrolysis, cycloxaprid forms imidacloprid within the plant, thereby acting as a time-released imidacloprid source, prolonging the protection of the crop. The molecular structures of these systemic pesticides are reported in Fig. 1.

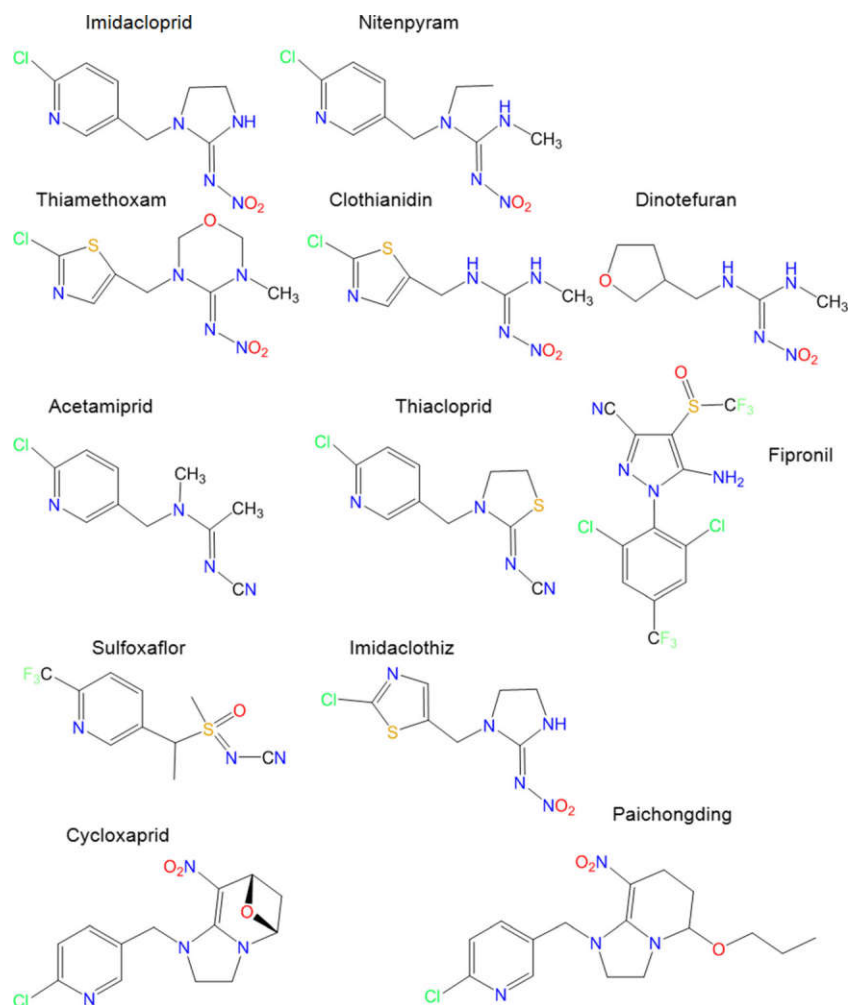
Neonicotinoids are active against a broad spectrum of economically important crop pests, including Aphidae (aphids), Aleyrodidae (whitefly), Cicadellidae (leafhoppers), Chrysomelidae (among others western corn rootworm), Elateridae (wireworms), Fulgoroidea (planthoppers), Pseudococcidae (mealybugs), and phytophagous mites (Elbert et al. 2008; Jeschke et al. 2011). Some of these groups (e.g., aphids) can also transmit viruses, so neonicotinoids can also contribute to the control of insect vectors of crop viral diseases. However, their broad spectrum leads to undesirable effects on non-target insects (Balança and de Visscher 1997; Sánchez-Bayo and Goka 2006; Maini et al. 2010; Lanzoni et al. 2012; Hayasaka et al. 2012a, b; Lu et al. 2012; Fogel

et al. 2013; Goulson 2013; Matsumoto 2013; Sanchez-Bayo et al. 2013; Van der Sluijs et al. 2013; Lu et al. 2014; Feltham et al. 2014; Bonmatin et al. 2014; Pisa et al. 2014). Pisa et al. (2014) focus specifically on the undesirable effects of neonicotinoids and fipronil on non-target invertebrates.

### Global growth in the insecticide market

In 1990, the global insecticide market was dominated by carbamates, organophosphates, and pyrethroids. By 2008, one quarter of the insecticide market was neonicotinoid (rising to 27 % in 2010; Casida and Durkin 2013), and nearly 30 % was neonicotinoid and fipronil combined, with the other classes correspondingly reduced (Jeschke et al. 2011). In the same year, imidacloprid became the world's largest selling insecticide, and second largest selling pesticide (glyphosate was the largest; Pollack 2011) with registered uses for over 140 crops in 120 countries (Jeschke et al. 2011). Neonicotinoids are now in widespread use for a wide variety of crops worldwide.

**Fig. 1** Common names and molecular structures of the systemic insecticides



By 2009, the global neonicotinoid market was worth US \$2.63 billion (Jeschke et al. 2011). Imidacloprid accounted for the greatest proportion (41.5 %) of this, and was worth US \$1.09 billion, with—in decreasing order of market share—thiamethoxam, clothianidin, acetamiprid, thiacloprid, dinotefuran, and nitenpyram worth US \$0.63, 0.44, 0.28, 0.11, 0.08, and 0.008 billion, respectively. Over the period 2003–2009, sales of individual neonicotinoid products (with the single exception of nitenpyram) rose by between 1.6- and 14.6-fold, with total sales across all products rising 2.45-fold (Table 1).

According to one estimate, ca. 5,450 tonnes of imidacloprid were sold worldwide in 2008 (Pollack 2011). A separate study estimated that ca. 20,000 tonnes of imidacloprid were produced globally in 2010 (CCM International 2011). This difference may reflect real growth, but may also be because imidacloprid became generic (off-patent) in 2006 (Jeschke et al. 2011), and/or because the estimates differ in the way they were measured, and what they include (e.g., agrochemicals and/or veterinary products, etc.; whether seed treatment is considered as insecticidal or not). Of the estimated 20,000 tonnes, 13,620 tonnes were produced in China (CCM International 2011). Shao et al. (2013b) similarly estimate that China currently produces 14,000 tonnes of imidacloprid annually, exporting 8,000 tonnes. Considering these figures, the estimation of CCM International 2011 seems realistic.

More recently, imidacloprid has been replaced by thiamethoxam and clothianidin in some parts of the world. Consequently, the worldwide sales of thiamethoxam reached US \$1 billion in 2011 (Syngenta 2012), and US \$1.1 billion in 2012 (Syngenta 2013). In the USA, clothianidin is now registered for use on 146 agricultural crops, and between 2009 and 2011 was applied to about 46 million acres (18.6 million ha) of these crops annually, of which 45 million (18.2 million ha) was corn (maize), *Zea mays* (Brassard 2012). In the USA, the use of clothianidin in 2011 is estimated to be 818 tonnes with corn accounting for 95 % of that use; imidacloprid 811 tonnes (2011) with soybeans and cotton accounting for

60 % of that use; and thiamethoxam 578 tonnes (2011) with soybeans, corn, and cotton accounting for 85 % of that use (US Geological Survey 2014).

Obtaining country or state-specific information on annual trends in quantities used of neonicotinoid insecticides and fipronil is challenging. Such information is rare in the peer-reviewed literature. Furthermore, in those countries/states in which information is available (e.g., Great Britain, Sweden, Japan, and California), quantities are measured in different ways (sold, used, shipped, etc.) and comparisons of absolute amounts are not straightforward, though trends can be determined. For each of these countries and states, the overall use of neonicotinoids and fipronil has risen markedly since their first introduction in the early 1990s (Figs. 2a–d). There is little suggestion that the quantities sold, used, or shipped are reaching an asymptote (Fig. 3), which concurs with the growth in their annual global sales (Table 1).

The quantities of neonicotinoid insecticides produced, sold, and applied may well continue to grow. This will be aided by the increases in the acreage of crops where they are heavily used, development of combined formulations (e.g., neonicotinoids combined with pyrethroids or fungicides), formulation technologies (e.g., Bayer CropScience’s Q-TEQ technology, which facilitates leaf penetration), the rise of generic (off-patent) products (Elbert et al. 2008; Jeschke et al. 2011), or possible development of molecules with properties of multiple pesticide classes (e.g., combinations of herbicidal and insecticidal properties).

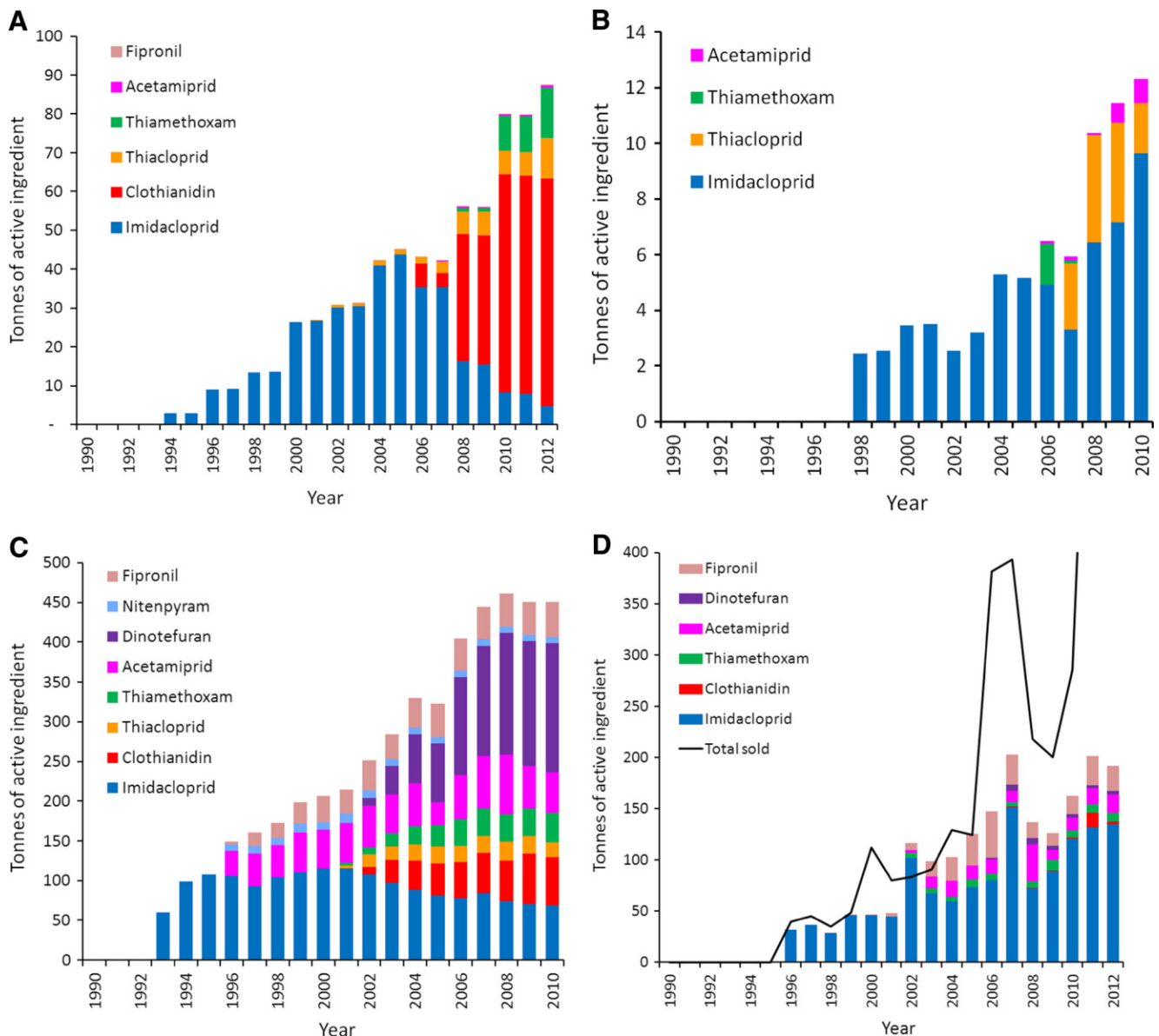
Many insect pests have developed resistance to conventional insecticides such as organophosphates, carbamates, pyrethroids, chlorinated hydrocarbons, and insect growth regulators. Similarly, after nearly two decades of use, several target pests of neonicotinoids have begun to develop resistance (Jeschke et al. 2011). Examples are the greenhouse whitefly, *Trialeurodes vaporariorum* (Karatolos et al. 2010), the whitefly, *Bemisia tabaci* (Prabhakar et al. 1997; Cahill et al. 1996), and the Colorado potato beetle, *Leptinotarsa decemlineata* (Nauen and Denholm 2005; Szendrei et al. 2012; Alyokhin et al. 2007).

**Table 1** Growth in global annual turnover (US \$ million) of neonicotinoid insecticides. Sales figures for 2003, 2005 & 2007 taken from <http://www.agropages.com/BuyersGuide/category/Neonicotinoid->

[Insecticide-Insight.html](#). Sales figures for 2009, and number of crop uses taken from (Jeschke et al. 2011). Products sorted by rank of sales in 2009

Product	Crop uses	Company	2003	2005	2007	2009
imidacloprid	140	Bayer CropScience	665	830	840	1091
thiamethoxam	115	Syngenta	215	359	455	627
clothianidin	40	Sumitomo/Bayer CS	<30	162	365	439
acetamiprid	60	Nippon Soda	60	95	130	276
thiacloprid	50	Bayer CropScience	<30	55	80	112
dinotefuran	35	Mitsui Chemicals	<30	40	60	79
nitenpyram	12	Sumitomo	45	<10	<10	8





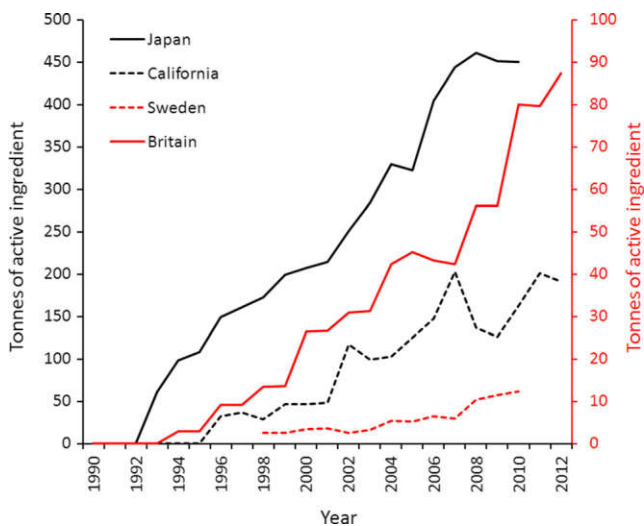
**Fig. 2** **A** Trend in the agricultural use of neonicotinoid insecticides in Britain from 1990, measured in tonnes of active ingredient applied per year. Data from <http://pusstats.csl.gov.uk/index.cfm>. **B** Trend in the quantities of neonicotinoid insecticides sold in Sweden from 1998, measured in tonnes of active ingredient per year. Data from Swedish Chemicals Agency, KEMI, quoted in (Bergkvist 2011). **C** Trend in the domestic shipment of neonicotinoid insecticides and fipronil in Japan

from 1990, measured in tonnes of active ingredient per year. Data from Japan's National Institute for Environmental Studies database, provided by Mizuno, R. in litt., 2012. **D** Trend in the quantity of neonicotinoid insecticides and fipronil used in California from 1990, measured in tonnes of active ingredient applied per year. Data taken from <http://www.cdpr.ca.gov/docs/pur/purmain.htm>. Also shown are the total quantities sold, from <http://www.cdpr.ca.gov/docs/mill/nopdsold.htm>

Wang et al. (2007) demonstrated a relationship between imidacloprid and acetamiprid resistance in cotton aphids (*Aphis gossypii*). An increase in the frequency of resistance to three neonicotinoids (acetamiprid, clothianidin, and thiamethoxam) has also been reported for *A. gossypii* by Herron and Wilson (2011). Shi et al. (2011) noted no cross-resistance between imidacloprid and two other neonicotinoids (thiamethoxam and clothianidin), but did find a 3.68–5.79-fold cross-resistance for acetamiprid, nitenpyram, and thiacloprid. These researchers concluded that resistance to

acetamiprid and thiacloprid should be avoided on imidacloprid-resistant populations of *A. gossypii*.

Bioassays performed by Elbert and Nauen (2000) revealed a high degree of cross-resistance for the tobacco white fly (*B. tabaci*) to acetamiprid and thiamethoxam. Cross-resistance between imidacloprid and thiamethoxam was also confirmed under field conditions although Elbert and Nauen (2000) suggest that such problems are sometimes quite localized and that generalizations regarding resistance to imidacloprid or other neonicotinoids based on a few monitoring results



**Fig. 3** Trend in the sales (Sweden), domestic shipment (Japan), use (California) and agricultural use (Britain) of all neonicotinoid insecticides and fipronil. See Figs. 2a–d for further details. All measured in tonnes of active ingredient per year. Note the separate vertical axes for California/Japan, and Britain/Sweden

should be avoided. Cross-resistance also appeared between imidacloprid, thiamethoxam, and clothianidin in the Colorado potato beetle, *L. decemlineata* (Alyokhin et al. 2007).

A recent study by Kavi et al. (2014) shows that resistance alleles to imidacloprid are present in the genetics of house flies (*Musca domestica*) in Florida. Imidacloprid selection resulted in a highly resistant strain of housefly, although the resistance was not stable and decreased over the course of several months. Incompletely dominant resistance of house flies to fipronil was found by Abbas et al. (2014).

The development of insecticide resistance against neonicotinoids in the brown planthopper (*Nilaparvata lugens*) was first observed in Thailand in 2003 and has since been found in other Asian countries such as Vietnam, China, and Japan. This problem has exacerbated yield losses in rice production in eastern China. Matsumura et al. (2008) found positive cross-resistance between imidacloprid and thiamethoxam in whitebacked planthopper, *Sogatella furcifera*, and also indicated that insecticide resistance of this crop pest against fipronil occurred widely in East and Southeast Asia. Planthopper resistance to imidacloprid has been reconfirmed following studies by Wang et al. (2008) and Azzam et al. (2011). According to Matsumura and Sanada-Morimura (2010) resistance to neonicotinoids is increasing. More recently, Zhang et al. (2014) studied nine field populations of the brown planthopper (*N. lugens*) from Central, East, and South China, and resistance to two neonicotinoids was monitored from 2009 to 2012. All nine field populations collected in 2012 had developed extremely high resistance to imidacloprid. Resistance to imidacloprid was much higher in 2012 than in 2009. Of the nine field

populations, six populations showed higher resistance to nitenpyram in 2012 than in 2011.

Neonicotinoids are of enormous economic importance globally, especially in the control of pests that have previously developed resistance to other classes of insecticides (Jeschke et al. 2011). However, as for many pest control products, resistance to neonicotinoids may become a barrier to market growth if not managed appropriately. The systemic properties of neonicotinoid pesticides and fipronil, combined with prophylactic applications, create strong selection pressure on pest populations, thus expediting evolution of resistance and causing control failure. There is clearly a need to be judicious in our patterns of neonicotinoid use, given that the emergence of insecticide resistance can pose threats to crop production and food security.

### Uses

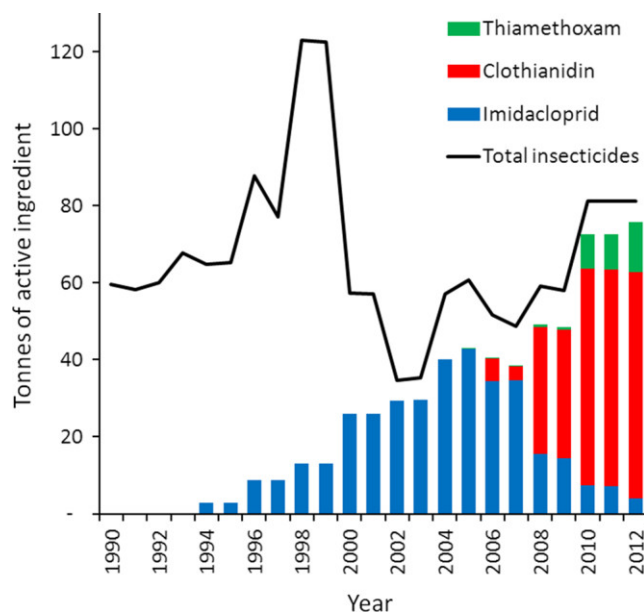
The use of neonicotinoids and fipronil covers four major domains: plant protection of crops and ornamentals against herbivorous insects and mites, urban pest control to target harmful organisms such as cockroaches, ants, termites, wasps, flies, etc., veterinary applications (against fleas, ticks, etc. on pets and cattle, and fleas in cattle stables) and fish farming (to control rice water weevil (*Lissorhoptrus oryzophilus* Kuscel) infestations in rice-crayfish (*Procambarus clarkii*) rotation (Barbee and Stout 2009; Chagnon et al. 2014)). Figures on the relative economic importance of these four domains of application are scarce, but to give an indicative example, the 2010 imidacloprid sales of Bayer CropScience (covering plant protection and biocide uses) amounted to 597 million Euro (Bayer CropScience 2011), while the 2010 imidacloprid sales of Bayer Healthcare (veterinary applications) amounted to 408 million Euro (Bayer Healthcare 2011). Overall, the largest use seems to be protection of crops, ornamentals, and trees in agriculture, horticulture, tree nursery, and forestry.

In agriculture, horticulture, tree nursery and forestry, neonicotinoids and fipronil can be applied in many different ways such as (foliar) spraying, seed dressing, seed pilling, soil treatment, granular application, dipping of seedlings, chemigation, (soil) drenching, furrow application, trunk injections in trees, mixing with irrigation water, drenching of flower bulbs and application with a brush on the stems of fruit trees. Seed and soil applications represent approx. 60 % of their uses worldwide (Jeschke et al. 2011). In Europe for instance, more than 200 plant protection products containing imidacloprid, thiamethoxam, clothianidin, acetamiprid, or thiacloprid are on the market. In 2012, these products had more than 1,000 allowed uses for the treatments of a wide range of crops and ornamentals including potato, rice, maize, sugar beets, cereals (incl. maize), oilseed rape, sunflower, fruit, vegetables, soy, ornamental plants, tree nursery, seeds

for export, and cotton (EFSA 2012). In 2012, imidacloprid and thiamethoxam accounted for the largest share of authorized uses in Europe, with >30 and >25 %, respectively. Thiacloprid and acetamiprid accounted for >15 %, while clothianidin accounts for <5 %. These uses include field, greenhouse, and indoor applications. The largest share is field uses representing >60 % (EFSA 2012). Approximately 70 % of the number of allowed field uses in Europe were spray applications in 2012, while less than 20 % were seed treatment and less than 20 % were other methods of application such as drip irrigation, soil treatment. However, it is worthwhile noting here that “percentage of number of allowed uses” is not the same as “percentage of the total volume of active substance,” nor is it representative of the extent of treated area. Thiacloprid and acetamiprid are authorized in the EU as spray or soil treatments. In Europe, no uses as seed treatment were noted for acetamiprid, and a single use was noted for thiacloprid (maize) (EFSA 2012). In Asia, major large-scale applications of neonicotinoids include spraying of rice fields and other crops (Taniguchi et al. 2012), as well as granular applications (Thuyet et al. 2011, 2012) and seed coatings.

By far, the largest and most popular application in crop protection is the prophylactic seed coating. It is an a priori treatment against target pests that may decrease production yields. During germination and growing, the active substance in the seed coating is taken up by the roots and translocated to all parts of the crop, making the crop toxic to insects that attempt to feed upon it (Van der Sluijs et al. 2013). The global market for coating crop seeds with insecticides grew dramatically (more than six-fold) between 1990 and 2008, when its total value approached a billion Euros (Jeschke et al. 2011). This growth was almost entirely due to seeds being treated with neonicotinoids, which are well suited to this form of application (Elbert et al. 2008). In Britain, for example, of the 87.2 tonnes of neonicotinoid applied in 2012, 75.6 tonnes was as a seed treatment. In fact, 93 % by weight of all insecticidal seed treatment was with neonicotinoids (Fig. 4).

Similarly, the largest use of these compounds in North America is via application to seed in many annual row crop systems. Corn (maize) is the largest single use—in fact, production of corn for food, feed, and bioethanol production represents the largest single use of arable land in North America. Pest management of seed and seedling disease and insect pests in corn is achieved almost exclusively using prophylactic applications of pesticide “cocktails” that routinely include neonicotinoid seed treatments for insect control. One coated maize seed typically is coated with between 1,500 and 4,500 ppm of insecticide (or 0.5–1.5 mg per seed). Systemic and long-lasting high concentrations allow not only the protection of the seedling from soil-bound insects but also offer some suppression of western corn rootworm, *Diabrotica virgifera virgifera*, whose attacks usually start one or more weeks after the sowing (van Rozen and Ester 2010).



**Fig. 4** Trend in the agricultural use of neonicotinoid insecticides as seed treatments in Britain from 1990, measured in tonnes of active ingredient per year (bars). The total usage of all insecticidal seed treatments (solid line) is also shown. Data from <http://pusstats.csl.gov.uk/index.cfm>

Maize planting reached unprecedented levels in the USA in 2013 at 96 million acres, or 38.8 million ha (USDA-NASS 2013). This level of production is expected to increase in 2014 and beyond. Virtually all of the seeds planted in North America (the lone exception being organic production = 0.2 % of total acreage, USDA –NASS 2013) are coated with neonicotinoid insecticides. The two major compounds used are clothianidin and thiamethoxam; the latter is metabolized to clothianidin in insects, other animals, plants, and soil (Nauen et al. 2003). Although maize is the largest single use, seed treatments in other large acreage crops, including soybeans (31.4 million ha), wheat (23 million ha), and cotton (4.2 million ha) combine to make this class of insecticides the most widely used in the USA in history, when measured by area of application (USDA-NASS 2013).

Neonicotinoid seed treatments are routinely applied to the vast majority of grain and oilseed crops in developed countries, regardless of pest pressures or field histories. Untreated seeds are often unavailable for purchase. In fact, in many of the most important crops grown in North America (notably maize), there are no non-neonicotinoid seed alternatives readily available to producers in the marketplace. Because any subsequent crop insurance claims by producers must document that accepted standard practices were used during planting, there is an inherent risk in requesting seed that is markedly different from the standard. This may present a disincentive for producers that would otherwise attempt growing untreated seeds in some fields. Several efficacy studies have demonstrated that applications of neonicotinoids can reduce pest population densities, defoliation, and crop damage (e.g.,



Maienfisch et al. 2001b; Kuhar et al. 2002; Nault et al. 2004; Koch et al. 2005). This can result in increased crop yields compared to crops with no pest management (see review by Jeschke et al. 2013).

However, because the pests targeted by neonicotinoids are generally occasional, sporadic, and secondary pests, these benefits are not routinely found: a review of literature by Stevens and Jenkins (2014) found inconsistent benefits in 11 of 19 peer-reviewed papers examined, and no benefit in the remaining 8 articles. Considering the nature of the pests targeted, this is not altogether surprising. By definition, these secondary pests are often not present or present in subeconomic levels. However, they do occur and it is crucial that crop producers have options for management. These resources do exist: there is a significant base of knowledge for managing these secondary pests, and agricultural practices such as crop rotation drastically reduce the need for control through neonicotinoids in many cases (Apenet 2009, 2010, 2011). Indeed, the cost-effectiveness of the prophylactic use of neonicotinoids has in the past and recently been questioned (Maini et al. 2010; Stevens and Jenkins 2014). Several studies have shown that the use of neonicotinoids does not necessarily result in increased yield or economic benefit, thereby bringing into question the advisability of a widespread and prophylactic use of neonicotinoid insecticides (Apenet 2011; Mole et al. 2013; Stokstad 2013). Macfadyen et al. (2014) showed that imidacloprid-treated seeds tended to increase yields of canola, but no such benefit was found for wheat. Similarly, Royer et al. (2005) found that imidacloprid-treated seeds sometimes increased yields of wheat but did not always result in a positive economic return. Neonicotinoid insecticidal seed treatments provided no yield benefits over a 2-year study in experimental soybean applications (Seagraves and Lundgren 2012). De Freitas Bueno et al. (2011) also found that the prophylactic use of neonicotinoids on soybeans did not significantly increase production in comparison to other pest management approaches. Johnson et al. (2009) found that although imidacloprid treatments increased the yield of soybeans, the economic return from imidacloprid-treated crops was not as high as those from crops under an integrated pest management program. In citrus orchards of California, imidacloprid treatments were ineffective or marginally effective at controlling damage from scales or mites and the insecticides suppressed natural enemies such that overall benefits to citrus crops were less than from other pest management options including growth regulators (Grafton-Cardwell et al. 2008). Taken as a whole, these data reflect that use levels for neonicotinoid seed treatments are dramatically out of step with the actual need; in most cases, pests are absent or present at such low numbers that seed treatments cannot demonstrate any benefit.

Alternatives to this prophylactic use of neonicotinoids including those presented by Furlan and Kreuzweiser (2014)

may help to minimize the risk of insect and other arthropod resistance (see above) to neonicotinoids and reduce overall operational costs.

### Mode of action on invertebrates

Neonicotinoids can be considered substances acting as agonists on nAChRs opening cation channels (Casida and Durkin 2013). Voltage-gated calcium channels are also involved (Jepson et al. 2006) in their insecticidal activity (Liu et al. 1995; Orr et al. 1997; Nishimura et al. 1998; Tomizawa and Casida 2001, 2003, 2005). Differences in properties and structure of the subunits between insects and mammalian nAChRs explain in part the high selectivity of neonicotinoids to arthropods and the supposed relatively low toxicity to vertebrates (Nauen et al. 1999; Lansdell and Millar 2000; Matsuda et al. 2001; Tomizawa and Casida 2003, 2005). Electrophysiological studies have shown that the binding potency of neonicotinoids to brain membranes is well and positively correlated with their agonistic and insecticidal activity. This suggests that the channel opening of nAChRs induced by the binding of neonicotinoids to receptors leads to insecticidal activity (Nishimura et al. 1998; Nishiwaki et al. 2003). As a result, their agonistic action induces continuous excitation of the neuronal membranes, producing discharges leading to paralyzes and cell energy exhaustion. This binding potency is conferred by a unique molecular conformation (Tomizawa and Casida 2011). However, the interaction of this conformation with the receptor may vary depending on their different chemical substituents and on the species considered (Honda et al. 2006). In addition, the sensitivity of insect nAChRs to neonicotinoids may be modulated by phosphorylation mechanisms, as shown for imidacloprid (Salgado and Saar 2004), leading to variation in the insecticidal activity. Thus, imidacloprid selectively inhibits desensitizing nicotinic currents, while displaying a selective desensitization toward certain nAChR subtypes (Oliveira et al. 2011). This indicates that selective desensitization of certain nAChR subtypes can account for the insecticidal actions of imidacloprid.

The characterization of the binding sites, the recognition subsites, and the toxicophores of neonicotinoids have been studied in depth (Hasegawa et al. 1999; Kagabu et al. 2002; Kanne et al. 2005; Matsuda et al. 2005; Kagabu 2008; Kagabu et al. 2008; Kagabu et al. 2009). Photoaffinity labelling has enabled identification of the amino acids involved in the molecular interaction between neonicotinoids and nAChRs or the acetylcholine binding protein (AChBP) (Tomizawa and Casida 1997; Kagabu et al. 2000; Tomizawa et al. 2001a; Tomizawa et al. 2001b; Zhang et al. 2002, 2003; Tomizawa et al. 2007; Tomizawa et al. 2008; Tomizawa and Casida 2009). It appears that, in the same binding pocket, two very different interactions drive the recognition of

neonicotinoids. The electronegative toxicophore of neonicotinoids and the cationic toxicophore of nicotinoids (nicotine, epibatidine, and desnitro-imidacloprid) lead to them docking in opposite directions at the binding sites (Tomizawa et al. 2003; Tomizawa and Casida 2009).

Neonicotinoids appear to bind to multiple sites on membranes of neural tissues in various insect species. The American cockroach, *Periplaneta americana*, expresses two types of receptors resistant to  $\alpha$ -bungarotoxin ( $\alpha$ -BgTx), an antagonist of nicotinic receptors: nAChR1, which is sensitive to imidacloprid, and nAChR2, which is not (Courjaret and Lapied 2001; Courjaret et al. 2003; Tan et al. 2007; Thany et al. 2008). As a result, while imidacloprid acts on nAChR1 and not on nAChR2, nicotine, acetamiprid, and clothianidin act as agonists of nAChR2 (Bordereau-Dubois et al. 2012; Calas-List et al. 2013).

The first generation of neonicotinoids included nitenpyram, imidacloprid, acetamiprid, and thiacloprid. Imidacloprid and its metabolites are highly toxic to bees (Suchail et al. 2000, 2001). It behaves like a partial agonist of the nicotinic nAChRs in Kenyon cells of the honey bee (*Apis mellifera*) mushroom body, which are involved in higher order neuronal processes in the brain such as olfactory learning (Dégliše et al. 2002). However, the pharmacological properties and the molecular composition of nAChRs differ in Kenyon cells and in neurons from antennal lobes (Barbara et al. 2008; Dupuis et al. 2011). In antennal lobe neurons, the characterization of type I nAChR currents, which exhibit slow desensitization, and type II currents, which exhibit fast desensitization, strongly suggest the presence of at least two different types of nAChRs. The presence of two types of receptors displaying different affinities for imidacloprid and its metabolites was proposed on the basis of the complex toxicity profile after acute and chronic exposures in the honey bee (Suchail et al. 2001). Such complex profiles can be shown both on mortality rates and on sublethal effects on reproduction. This has been recently exemplified for common fruit fly, *Drosophila melanogaster*, after chronic exposure to imidacloprid, at concentrations far below the levels found in the field (Charpentier et al. 2014). A study designed to demonstrate the absence of different biological targets of imidacloprid and its metabolites (Nauen et al. 2001) proved inconclusive for several reasons: (1) a binding of [<sup>3</sup>H]-imidacloprid occurs at nanomolar concentrations, whereas ionic currents are induced at micromolar concentrations (30  $\mu$ M here), (2) the pharmacology of the current induced by imidacloprid, 5-OH-imidacloprid and olefin (two important metabolites of imidacloprid, see metabolites section for details) has not been investigated, (3) no Scatchard analysis is presented, therefore no analysis for receptor binding interactions is provided, and (4) displacement experiments have been performed at nanomolar concentrations instead of micromolar concentrations, which prevent the dual characterization of

high and low-affinity targets. Studies on the effects of imidacloprid and two of its metabolites, 5-OH-imidacloprid and olefin-imidacloprid, on the habituation phenomenon have enabled the characterization of two receptors differentially expressed during honey bee development (Guez et al. 2001; Guez et al. 2003).

The occurrence of two types of imidacloprid targets, which could explain the differential toxicity of imidacloprid at low and very low doses observed in bees, has been demonstrated in the green peach aphid (*Myzus persicae*). Saturable binding of [<sup>3</sup>H]-imidacloprid has revealed a high-affinity binding site, with a dissociation constant ( $K_d$ ) of 0.14 nM, and a low-affinity binding site, with  $K_d$  of 12.6 nM, whose pharmacology resembles that of nAChR (Lind et al. 1998). Another study confirming these results presented similar dissociation constants of 0.6 and 7.2 nM (Wiesner and Kayser 2000). In addition, the pharmacology of the high-affinity binding site is similar to that of  $\alpha$ -BgTx binding sites in the honey bee and the hawk moth (*Manduca sexta*) (Lind et al. 1999). The existence of two imidacloprid binding sites has been confirmed in the brown planthopper (*N. lugens*) (Li et al. 2010). Two [<sup>3</sup>H]-imidacloprid binding sites have been identified with different affinities ( $K_d=3.5$  pM and  $K_d=1.5$  nM) and subunit co-assemblies ( $\alpha 1$ ,  $\alpha 2$ , and  $\beta 1$  for the low-affinity nAChR and  $\alpha 3$ ,  $\alpha 8$ , and  $\beta 1$  for the high-affinity nAChR). In fact, the existence of multiple binding sites in insects seems to appear as a relatively common feature of neonicotinoids, since it has also been observed in the aphid (*Aphis craccivora*) and in the locust (*Locusta migratoria*) (Wiesner and Kayser 2000).

Contrary to acetylcholine, acetylcholinesterase does not act on nicotine nor imidacloprid, and possibly on the other neonicotinoids, leading to their prolonged action on the nAChRs (Thany 2010). Furthermore, poor neuronal detoxification mechanisms may contribute to a prolonged action at this level (Casida and Durkin 2013). 6-chloronicotinic acid (6-CNA) is a metabolite common to chloropyridinyl neonicotinoids (Ford and Casida 2008; Casida 2011). Some of these metabolites have proved to be highly toxic to bees leading to significant mortalities by chronic exposure (Suchail et al. 2001). Thus, the risk posed by 6-CNA to the honey bee might be common to the use of imidacloprid, thiacloprid, acetamiprid, and nitenpyram. These features may contribute to the delayed and chronic lethality observed with some neonicotinoids, e.g., thiacloprid, imidacloprid (Suchail et al. 2001; Beketov and Liess 2008; Tennekes and Sánchez-Bayo 2011; Roessink et al. 2013).

Imidacloprid has been shown to stimulate plant growth of genetically modified stress tolerant plants, even in the absence of damaging pest species, leading to increase in crop yield. As a result, treated plants respond better to the effects of abiotic stressors such as drought (Thielert et al. 2006). The metabolite 6-CNA has been suggested to be responsible for the physiological plant changes as it is known to induce a plant's own

defenses against plant disease. Consequently, imidacloprid together with acetamiprid, thiacloprid, and nitenpyram are included within the so-called Stress Shield™ technology (Bayer 2006).

Thiamethoxam, a second-generation neonicotinoid (Maienfisch et al. 2001a), acts differently to first-generation neonicotinoids. Thiamethoxam is a poor agonist of insect nAChRs (Nauen et al. 2003; Tan et al. 2007; Benzidane et al. 2010). However, it is a full agonist at cercal afferent/giant interneuron synapses (Thany 2011) where it induces a strong depolarization that can be partially lowered by the muscarinic antagonist atropine. This suggests that thiamethoxam is able to bind to mixed nicotinic/muscarinic receptors (Lapied et al. 1990). Metabolic N-desmethylation of thiamethoxam (TMX-dm) results in an increase in the affinity to the [<sup>3</sup>H]-imidacloprid binding site (Wiesner and Kayser 2000). However, although it does not occur in lepidopteran larvae, TMX-dm can be produced in mammals and insects (Nauen et al. 2003; Ford and Casida 2006b). It can interact with insect nAChRs, but is about 25 times less potent than thiamethoxam as an insecticide (Nauen et al. 2003), but is nevertheless marketed in its own right. The thiamethoxam metabolite, clothianidin, presents insecticidal activity (Nauen et al. 2003). It can act on imidacloprid-sensitive nAChR1 and imidacloprid-insensitive nAChR2 subtypes (Thany 2009, 2011). Studies involving neurophysiology, behavioral experiments, and chemical analysis have revealed that the effect of thiamethoxam on cockroach locomotor activity is closely associated with the appearance of its metabolite clothianidin (Benzidane et al. 2010). These two molecules are often presented together in environmental matrices (Bonmatin et al. 2014), and their toxic action may therefore be enhanced.

The third-generation neonicotinoid dinotefuran (Wakita et al. 2003) can interact with insect nAChRs (Mori et al. 2002; Kiriyaama et al. 2003). A high-affinity binding site, exhibiting a dissociation constant of 13.7 nM, has been characterized in the nerve cord membranes of the American cockroach (*P. americana*) (Miyagi et al. 2006). However, Scatchard analysis suggests the occurrence of two binding sites. Dinotefuran can exhibit a nerve-excitatory activity, which is lower than that of imidacloprid and comparable to that of clothianidin, and a nerve-blocking activity, which is comparable to that of imidacloprid and slightly higher than that of clothianidin (Kiriyaama and Nishimura 2002). Such a nerve-blocking action has also been described in cockroaches with thiacloprid and its derivatives (Kagabu et al. 2008). The insecticidal activity of dinotefuran and its derivatives is better correlated to nerve-blocking activity than to nerve-excitatory activity, a characteristic also observed with other neonicotinoids (Kagabu et al. 2008). Both the nitrogenous and the terahydro-3-furylmethyl parts of the molecule are

important for the insecticidal activity of dinotefuran (Wakita et al. 2004a; Wakita et al. 2004b; Wakita 2010). However, compared to imidacloprid and acetamiprid, dinotefuran appears more effective in inducing depolarizing currents in terms of current amplitude and concentration dependence (Le Questel et al. 2011).

Sulfoxaflor is a fourth-generation neonicotinoid that exhibits a high insecticidal activity against a broad range of sap-feeding insects (Babcock et al. 2011). It can also act on nAChRs and may be considered as a neonicotinoid. This needs to be taken into account when considering possibilities for insecticide rotation in order to manage resistance toward neonicotinoids (Cutler et al. 2013). The nature of the interactions with nAChRs differs between sulfoxaflor and the other neonicotinoids (Sparks et al. 2013). Sulfoxaflor induces currents of high amplitude when tested on nAChR hybrids of *D. melanogaster*  $\alpha 2$  nAChR subunit and chicken  $\beta 2$  subunit in the african clawed frog (*Xenopus laevis*) oocytes (Watson et al. 2011). The maximum intensity ( $I_{\max}$ ) of sulfoxaflor-induced currents is much higher than those of imidacloprid, acetamiprid, thiacloprid, dinotefuran, and nitenpyram. Conversely, sulfoxaflor presents a weak affinity to displace [<sup>3</sup>H]-imidacloprid from green peach aphid (*M. persicae*) membranes. In stick insect (Phasmatodea) neurons, sulfoxaflor potently desensitizes fast-desensitizing currents,  $I_{\text{ACh1H}}$ , and both slowly desensitizing components,  $I_{\text{ACh2H}}$  and  $I_{\text{ACh2L}}$  (Oliveira et al. 2011). These studies clearly show that the action of sulfoxaflor and other sulfoximines, similar to that of imidacloprid, involves receptor desensitization, receptor selectivity, a differential action at low and high doses and, probably, receptor desensitization after a prolonged exposure. Additionally, the use of *D. melanogaster* strains presenting mutations at D $\alpha 1$  and D $\beta 2$  nAChR subunits, or resistant silverleaf whitefly (*B. tabaci*) strains revealed no cross-resistance between sulfoxaflor and imidacloprid or spinosyns (family of compounds with insecticidal activity produced from fermentation of two species of *Saccharopolyspora*, including active ingredients such as spinosad; Perry et al. 2012; Longhurst et al. 2013), despite the fact that sulfoxaflor shares nAChR as a common target with other neonicotinoids.

The pharmacology of cycloxaprid, a *cis*-neonicotinoid also belonging to the fourth generation, has been subjected to fewer investigations due to its recent discovery. In the housefly, [<sup>3</sup>H]-cycloxaprid binds to head membranes with a  $K_d$  of 28 nM (Shao et al. 2013b). Displacement studies show that the cycloxaprid metabolite, [<sup>3</sup>H]-nitromethylene imidazole (NMI), is 19, 15, and 41-fold more potent than cycloxaprid on housefly, honey bee, and mouse (*Mus musculus*) brain membranes, respectively.

Neonicotinoids induce depolarizing currents in insects by an agonist action on nAChRs. However, as seen above, they

also exert a nerve-blocking activity that contrasts with their agonist action and their nerve-excitatory activity, as shown for thiacloprid and its derivatives (Kagabu et al. 2008; Toshima et al. 2008). Studies carried out at chicken neuromuscular junction strongly suggest that imidacloprid is an antagonist at muscle cell nAChRs (Seifert and Stollberg 2005). In *N. lugens*, the Y151S mutation in N1 $\alpha$ 1 subunit is associated with a resistance to imidacloprid, but has little effect on the action of acetylcholine (Liu et al. 2005; Liu et al. 2006). Replacement of tyrosine with methionine (Y151M mutation), as found in *Caenorhabditis elegans* in the site equivalent to Y151, instead of serine, results in N1 $\alpha$ 1/ $\beta$ 2 nAChR on which imidacloprid acts as an antagonist (Zhang et al. 2008). This shows that very subtle differences in subunit sequence can lead to nAChRs resistant to neonicotinoids or to nAChRs on which neonicotinoids can act agonistically or antagonistically.

As with carbamates and organophosphates, fipronil exerts its insecticidal activity by acting on the inhibiting system of the nervous system. It binds to GABA receptors (Tingle et al. 2003) and to glutamate receptors coupled to chloride channels (Barbara et al. 2005). In doing so, fipronil blocks the inhibiting receptors leading to an excitation of the nervous system. It leads to neuronal hyperexcitation due to accumulation of the neurotransmitter (GABA) at the synaptic junctions. Its mode of action is, therefore, antagonistic, whereas that of neonicotinoids is agonistic. Glutamate receptors are insect specific, which is the reason why fipronil is more effective on invertebrates than on vertebrates (Narahashi et al. 2007). Furthermore, it seems to have low affinity to vertebrate receptors (Grant et al. 1998). Fipronil shows a higher selectivity for insects than for humans, with affinity constant ( $K_I=IC_{50}/(1+[L]/K_d)$ ) of 4 nM for the housefly GABA<sub>A</sub> receptors and 2,169 nM for human GABA<sub>A</sub> receptors (Ratra and Casida 2001). However, selectivity and sensitivity may vary with the subunit composition of the human GABA<sub>A</sub> receptors. Competition with the binding of 4-<sup>[3H]</sup>-ethylbicycloorthobenzoate (<sup>[3H]</sup>-EBOB) to GABA receptors was performed to compare the relative affinity of fipronil to GABA receptors of different subunit compositions (Ratra et al. 2001). Fipronil is highly selective to the  $\beta$ 3 receptors (inhibitory concentration 50 % ( $IC_{50}$ )=2.4 $\pm$ 0.3 nM;  $K_I$ =1.8 nM), but presents a lower selectivity to native GABA<sub>A</sub> receptors ( $IC_{50}$ =2,470 $\pm$ 370 nM;  $K_I$ =2,160 nM). The fact that native receptors show a lesser affinity to fipronil than  $\beta$ 3 receptors suggests that the other subunits of the human GABA<sub>A</sub> receptors modulate the sensitivity of GABA receptors to fipronil (Casida and Quistad 2004). Fipronil derivatives show a higher affinity for native receptors than fipronil, with  $IC_{50}$  values ranging between 237 $\pm$ 45 and 343 $\pm$ 49 nM for the derivatives, and 2,470 $\pm$ 370 nM for fipronil (Ratra et al. 2001). Fipronil interacts with AChR receptors with lower affinity than neonicotinoids (Barbara et al. 2005).

## Metabolites

Metabolism of the seven major commercial neonicotinoids can be divided into two phases. Phase I metabolism, largely dependent on cytochrome P450, includes reactions such as demethylation, nitro reduction, cyano hydrolysis, hydroxylation of imidazolidine and thiazolidine accompanied by olefin formation, hydroxylation of oxadiazine accompanied by ring opening, and chloropyridinyl and chlorothiazolyl dechlorination (Ford and Casida 2008; Casida 2011). For some neonicotinoids, cytosolic aldehyde oxidase together with cytochrome P450 is responsible for nitro reduction in mammals (Dick et al. 2005; Casida 2011). Phase I metabolites have been found in both small mammals and plants (Chen et al. 2005; Casida 2011). Phase II metabolism is mainly responsible for conjugate formation, which differ between plants and animals (Ford and Casida 2008; Casida 2011). Several metabolites are common to different neonicotinoids but others are compound specific (Schulz-Jander and Casida 2002; Ford and Casida 2006a, 2008; Shi et al. 2009; Casida 2011).

Neonicotinoids are subjected to intense metabolism in plants leading to the appearance of different metabolites during the plant life or, at least, up to the harvest of plants consumed by humans or breeding animals (Laurent and Rathahao 2003; Greati et al. 2006; Ford and Casida 2008; Karmakar et al. 2009; Karmakar and Kulshrestha 2009). As a result, metabolites may induce a long-lasting action of neonicotinoids against pests, particularly plant-sucking pests such as aphids (Nauen et al. 1998). Tables 2 and 3 show the metabolites of neonicotinoids and fipronil, respectively.

Thiamethoxam, clothianidin, and dinotefuran

### Animals

The metabolism of thiamethoxam (hereafter also TMX) is closely related to that of clothianidin (hereafter also CLO). As a result, thiamethoxam produces both metabolites in common with clothianidin as well as some specific metabolites (Ford and Casida 2006a). The main metabolic pathways of thiamethoxam involve hydroxylation at the oxadiazine part of the molecule, accompanied by ring opening, leading to the production of clothianidin, its principal intermediate in mammals, insects, and plants (Nauen et al. 2003; Ford and Casida 2006a; Karmakar et al. 2009; Casida 2011). Other metabolic pathways of both TMX and CLO are N-demethylation and/or nitro reduction reactions (Ford and Casida 2006a; Casida 2011; Kim et al. 2012), leading to TMX-dm and CLO-dm or their N-nitroso- or N-amino-guanidines derivatives. These are two metabolites with toxicity comparable to those of the parent compounds, maintaining almost unaltered binding affinity to the nAChR (Chen et al. 2005; Ford and Casida 2006a). In fact, N-desmethyl



**Table 2** Metabolites of neonicotinoids in various media and organisms. Metabolites known to be active toward invertebrates or mammals are highlighted in bold

Parent compound	Metabolites	Formation medium	Reference	
Thiamethoxam (TMX)	<b>Clothianidin, CLO</b>	Soil, mice, mammals, insects, plants	Ford and Casida 2006a; Nauen et al. 2003; PPDB 2013; FAO thiamethoxam	
	<b>Thiamethoxam-dm, TMX-dm, N-desmethyl thiamethoxam TMX-NNO</b>	Mice	Ford and Casida 2006a	
	<b>TMX-NNH2</b>	Mice, soil bacteria ( <i>Pseudomonas</i> sp.)	Ford and Casida 2006a; Pandey et al. 2009	
	<b>TMX-NH</b>	Mice, soil bacteria ( <i>Pseudomonas</i> sp.), water (photodegradation), soil	Ford and Casida 2006a; Pandey et al. 2009; De Uderzo et al. 2007; FAO thiamethoxam	
	TMX-Urea	Mice, soil bacteria ( <i>Pseudomonas</i> sp.), water (photodegradation), soil	Ford and Casida 2006a; Pandey et al. 2009; Schwartz et al. 2000; FAO thiamethoxam	
	<b>TMX-dm-NNO</b>	Mice	Ford and Casida 2006a	
	<b>TMX-dm-NH2</b>	Mice	Ford and Casida 2006a	
	<b>TMX-dm-NH</b>	Mice	Ford and Casida 2006a	
	TMX-dm-Urea	Mice	Ford and Casida 2006a	
	hydroxy thiazole urea derivative	Plants (tomato)	Karmakar et al. 2009	
	6-hydroxy oxadiazinon	Plants (tomato)	Karmakar et al. 2009	
	ether derivative	Plants (tomato)	Karmakar et al. 2009	
	NG-A	Mammals	Ford and Casida 2006a	
	NG-B	Mammals	Ford and Casida 2006a	
	NG-C	Mammals	Ford and Casida 2006a	
	NG-D	Mammals	Ford and Casida 2006a	
	5-methyl-2(3H)-thiazolone	Water (photodegradation)	De Uderzo et al. 2007	
	oxazine derivative	Water (photodegradation)	De Uderzo et al. 2007	
	acrylonitrile derivative	Water (photodegradation)	De Uderzo et al. 2007	
	carbonyl sulfide	Water (photodegradation)	De Uderzo et al. 2007; Schwartz et al. 2000	
	isocyanic acid	Water (photodegradation)	De Uderzo et al. 2007; Schwartz et al. 2000	
	Clothianidin/Thiamethoxam	<b>TZNG, CLO-dm N-(2-chlorothiazol-5-ylmethyl)-N'-nitroguanidine</b>	Soil, plants, mammals	PPDB 2013; Kim et al. 2012; Ford and Casida 2006a, 2008; FAO clothianidin;
		<b>CLO-NNO</b>	Mice, insects, plants	Ford and Casida 2006a, 2008; Kanne et al. 2005; Karmakar et al. 2009
		<b>CLO-dm-NNO</b>	Mice, insects, plants	Ford and Casida 2006a, 2008; Kanne et al. 2005
		<b>CLO-NNH2, ATMG</b>	Mice, insects	Ford and Casida 2006a; Kanne et al. 2005
		<b>CLO-dm-NNH2, ATG</b>	Mice, insects	Ford and Casida 2006a; Kanne et al. 2005
		<b>CLO-NH, TMG, N-(2-chlorothiazol-5-ylmethyl)-N'-methylguanidine</b>	Soil, plants, sediment, mammals	Kim et al. 2012; Ford and Casida 2006a, 2008; FAO clothianidin
CLO-dm-NH, TZG		Mammals, plants	Ford and Casida 2006a, 2008; FAO clothianidin	
<b>CLO-Urea, TZMU, N-(2-chlorothiazol-5-ylmethyl)-N-methylurea</b>		Soil, Plants, mammals, water	PPDB 2013; Kim et al. 2012; FAO clothianidin; Ford and Casida 2008; Karmakar et al. 2009; Žabar et al. 2012; Schwartz et al. 2000	
<b>CLO-dm-Urea, TZU, 2-chloro-1,3-thiazole-5-ylmethylurea</b>		Mammals, plants, soil	Kim et al. 2012; Ford and Casida 2006a, 2008; FAO clothianidin	
THMN, N-hydroxy clothianidin, N-2-Chlorothiazol-5-ylmethyl-N-hydroxy-N'-methyl-N''-nitroguanidine		Rat, apple	FAO clothianidin	
2-chloro-1,3-thiazole-5-methylamine		Tomato cell culture	Karmakar et al. 2009	

**Table 2** (continued)

Parent compound	Metabolites	Formation medium	Reference
	2-chloro-1,3-thiazole-5-methyl isocyanate	Tomato cell culture	Karmakar et al. 2009
	TZA, CTM-a	Mammals	Ford and Casida 2006a
	TZOH, CTM-b*	Mammals	Ford and Casida 2006a
	CTM-c, CTA, CTCA, 2-chloro-1,3-thiazole-5-carboxylic acid	Mammals, plants	Kim et al. 2012; Ford et al. 2010; Ford and Casida 2008, 2006a
	CTM-i, cACT, 2-chlorothiazol-5-ylmethylamine	Water	FAO clothianidin
	CTM-f	Mammals	Ford and Casida 2006a
	CTNU, N-(2-chlorothiazol-5-ylmethyl)-N'-nitrourea	Water	FAO clothianidin
	HMIO, 4-hydroxy-2-methylamino-2-imidazolin-5-one	Water	FAO clothianidin
	MIT, 7-methylamino-4H-imidazo[5,1-b][1,2,5]thiadiazin-4-one	Water	FAO clothianidin
	FA, Formamide	Water	FAO clothianidin
	MU, Methylurea	Water	FAO clothianidin
Thiamethoxam/ Clothianidin/ Dinotefuran	MNG, NG-E, N-methyl-N-nitroguanidine	Soil, plants, mammals	PPDB 2013; Ford and Casida 2006a, b; FAO clothianidin
Thiamethoxam/ Clothianidin/ Dinotefuran	MG, NG-F, Methylguanidine	Water, plants, mammals	Kim et al. 2012; Ford and Casida 2006a; FAO clothianidin
Thiamethoxam/ Clothianidin/ Dinotefuran	NG-G, NTG, nitroguanidine	Mammals, soil, plants	Ford and Casida 2006a; FAO clothianidin
Dinotefuran	DIN-dm, FNG, N-desmethyl dinotefuran, 2-nitro-1-(tetrahydro-3-furylmethyl)guanidine	Mammals, plants, soil (aerobic)	Ford and Casida 2006a; 2008; FAO dinotefuran
	DIN-NNO	Mammals, plants	Ford and Casida 2006a, 2008
	DIN-dm-NNO	Mammals, plants	Ford and Casida 2006a, 2008
	DIN-NNH2	Mammals, plants	Ford and Casida 2006a, 2008
	DIN-dm-NNH2	Mammals, plants	Ford and Casida 2006a, 2008
	<b>DIN-NH, DN, 1-Methyl-3-(tetrahydro-3-furylmethyl)guanidine</b>	Mammals, plants, water (photolysis), soil (anaerobic)	Ford and Casida 2006a, 2008; FAO dinotefuran; USEPA 2004b
	<b>DIN-dm-NH, 3-(tetrahydro-3-furylmethyl)guanidine</b>	Mammals, plants	Ford and Casida 2006a, 2008
	<b>DIN-Urea, UF, 1-Methyl-3-(tetrahydro-3-furylmethyl)urea</b>	Mammals, plants, soil (aerobic), water (hydrolysis+photolysis)	Ford and Casida 2006a, 2008; Rahman et al. 2013; FAO dinotefuran; USEPA 2004b
	<b>DIN-dm-Urea, 3-(tetrahydro-3-furylmethyl)urea</b>	Mammals, plants	Ford and Casida 2006a, 2008
	<b>DIN-2-OH</b>	Mammals, plants, water (photolysis)	Ford and Casida 2006a; FAO dinotefuran; USEPA 2004b
	<b>DIN-5-OH</b>	Mammals, plants	Ford and Casida 2006a, 2008
	DIN-4-OH	Mammals	Ford and Casida 2006a
	DIN-a, PHP, 1,3-diazinane aminocarbino (derivative of DIN-2OH)	Mammals, plants	Ford and Casida 2006a; FAO dinotefuran
	DIN-b (derivative of DIN-dm)	Mammals	Ford and Casida 2006a
	DIN-e (guanidine derivative of DIN-a)	Mammals	Ford and Casida 2006a
	DIN-f (guanidine derivative fo DIN-b)	Mammals	Ford and Casida 2006a
	DIN-g (derivative of DIN-5-OH)	Mammals, plants	Ford and Casida 2006a, 2008
	DIN-h (desmethyl DIN-g)	Mammals, plants	Ford and Casida 2006a, 2008
	DIN-i (nitroso derivative of DIN-g)	Mammals, plants	Ford and Casida 2006a, 2008

**Table 2** (continued)

Parent compound	Metabolites	Formation medium	Reference
	DIN-j (nitroso derivative fo DIN-h)	Mammals, plants	Ford and Casida 2006a, 2008
	DIN-k (guanidine derivative fo DIN-h)	Mammals, plants	Ford and Casida 2006a, 2008
	DIN-l*, tetrahydrofuran carboxaldehyde, 3-Furfural	Mammals	Ford and Casida 2006a
	DIN-m, THFOL, tetrahydrofuran alcohol, 3-Furfuryl alcohol	Plants	Ford and Casida 2008
	DIN-n, THFCA, tetrahydrofuran-3-carboxylic acid	Mammals, plants	Ford and Casida 2006a, 2008
	DIN-p, 4-hydroxy-tetrahydrofuran-3-carboxylic acid	Mammals, plants	Ford and Casida 2006a, 2008
	DIN-r, THFMA, tetrahydrofuran-3-yl-methylamine	Mammals, plants	Ford and Casida 2006a, 2008
	446-DO, 1-[4-hydroxy-2-(hydroxymethyl)butyl]-3-methyl-2-nitroguanidine	Mammals, plants	FAO dinotefuran
	DIN-3-OH	Mammals, plants, water (photolysis)	FAO dinotefuran; USEPA 2004b
Imidacloprid	<b>IMI-olefin, olefin derivative, 4, 5-dehydro-imidacloprid</b>	Honeybee, housefly, drosophila, mice	Decourtye and Devillers 2010; Suchail et al. 2001; Nishiwaki et al. 2004; Sparks et al. 2012; Tomizawa and Casida 2003
	<b>IMI-5-OH, 5-OH-imidacloprid, 5-hydroxy-imidacloprid, [(6-Chloro-3-pyridinyl) methyl]-4, 5-dihydro-2-(nitroamino)-1H-imidazol-5-ol</b>	Honeybee, mice	Decourtye and Devillers 2010; Suchail et al. 2001; Tomizawa and Casida 2003
	<b>IMI-de</b>	Mice	Tomizawa and Casida 2003
	IMI-diol, 4,5-dihydroxy-imidacloprid	Honeybee, mice	Suchail et al. 2001; Tomizawa and Casida 2003
	<b>IMI-NH, desnitro-imidacloprid</b>	Honeybee, plants, mice	Suchail et al. 2001; Tomizawa and Casida 2003
	IMI-urea, urea derivative, N-((6-Chloropyridin-3-yl)-methyl)-imidazolidinone	Honeybee, mice	Suchail et al. 2001; Tomizawa and Casida 2003
Imidacloprid, Nitenpyram, Acetamiprid, Thiacloprid	6-CNA, 6-chloronicotinic acid	Animals, plants, soil	Suchail et al. 2001; Nishiwaki et al. 2004; Sparks et al. 2012; Ford and Casida 2008, 2006b; Casida 2011; Brunet et al. 2005; FAO acetamiprid; Lazic 2012; Tokieda et al. 1999; Phugare and Jadhav 2013; FAO thiacloprid
Nitenpyram	NIT-COOH	Mice	Ford and Casida 2008; Casida 2011
	NIT-deschloropyridine	Mice	Ford and Casida 2008; Casida 2011
	NIT-dm, N-desmethyl nitenpyram	Mice	Ford and Casida 2008; Casida 2011
	NIT-CN	Mice	Ford and Casida 2008; Casida 2011
	NIT-deschloropyridine derivatives	Mice	Ford and Casida 2008; Casida 2011
Acetamiprid	Acetamiprid-D-desmethyl, N-desmethyl acetamiprid, IM-2-1, ACE-dm, N-(6-Chloro-3-pyridylmethyl)-N'-cyanoacetamidine	Animal, plants, soil (microbial)	FAO acetamiprid; Brunet et al. 2005; Casida 2011; Ford and Casida 2008; Chen et al. 2008; Wang et al. 2012; Wang et al. 2013a
	IM-1-3, N-[(6-chloro-3-pyridyl)methyl]-N-methylacetamide, ACE-acet, ACE-urea	Animal, plants, soil, water (hydrolysis)	Casida 2011; FAO acetamiprid; Brunet et al. 2005; Dai et al. 2010; Liu et al. 2011
	IM-2-3, N-[(6-chloro-3-pyridyl)methyl]acetamide, ACE-dm-acet	Mice, plants	Casida 2011; FAO acetamiprid
	IM-1-2, N2-carbamoyl-N1-[(6-chloro-3-pyridyl)methyl]-N1-methylacetamidine, ACE-NCONH2	Mice, plants, soil (microbial)	Casida 2011; FAO acetamiprid; Phugare and Jadhav 2013
	IM-2-2, N2-carbamoyl-N1-[(6-chloro-3-pyridyl)methyl]-acetamidine, ACE-dm-NCONH2	Mice, plants	Casida 2011; Ford and Casida 2008

**Table 2** (continued)

Parent compound	Metabolites	Formation medium	Reference
	IM-1-4, N-methyl(6-chloro-3-pyridyl)methylamine, N-methylpyridinylmethylamine	Animal (honeybees), plants, soil	Casida 2011; Ford and Casida 2006b; Brunet et al. 2005; FAO acetamiprid; Dai et al. 2010; Liu et al. 2011; Wang et al. 2013b; Tokieda 1999; Phugare and Jadhav 2013; Wang et al. 2013a
	IM-0, (6-chloro-3-pyridyl)methanol, CPOL	Animal (honeybees), plants	Brunet et al. 2005; FAO acetamiprid
	ACE-NH, descyano derivative	Plants, soil	Casida 2011; Wang et al. 2013a
	IM-2-5, N1-(6-Chloropyridin-3-ylmethyl)-acetamidine, ACE-dm-NH	Animals	FAO acetamiprid
	IM-2-4, (6-chloro-3-pyridyl)methylamine, chloropyridinylmethylamine	Mice, plants	Casida 2011; Ford and Casida 2006a, 2008
	N-methylpyridinylmethylamine	Soil	Phugare and Jadhav 2013
	(E)-1-ethylideneurea	Soil	Phugare and Jadhav 2013
	ACE-w, N'-cyano-N-methylacetimidamide	Mice, plants	Casida 2011; Ford and Casida 2006b, 2008
	ACE-u, N'-cyanoacetimidamide	Mice, plants	Casida 2011; Ford and Casida 2006b, 2008
Thiacloprid	THI-NH, M29, thiacloprid thiazolidinimine, 3-[(6-Chloro-3-pyridinyl)methyl]-2-thiazolidinimine, descyano derivative	Mice, plants, soil	Ford and Casida 2006b, 2008; FAO thiacloprid;
	THI-ole, M38, thiacloprid-olefin, {3-[(6-chloro-3-pyridinyl)methyl]-2-thiazolylidene} cyanamide	Mice, plants	Ford and Casida 2006b, 2008; FAO thiacloprid;
	THI-ole-NH	Mice, plants	Ford and Casida 2006b, 2008
	THI-4-OH, 4-hydroxy-thiacloprid, {3-[(6-chloro-3-pyridinyl)methyl]-4-hydroxy-2-thiazolidinylidene} cyanamide	Animals, plants, soil (microbial)	Ford and Casida 2006b, 2008; FAO thiacloprid; Zhao et al. 2009
	Thiacloprid-amide, THI-NCONH2, 3-[(6-chloro-3-pyridinyl)methyl]-2-thiazolidinylidene} urea, M02	Mice, plants, Soil (microbial)	Ford and Casida 2006b, 2008; FAO thiacloprid; Dai et al. 2010
	THI-4-OH-NCONH2, M37, {3-[(6-chloro-3-pyridinyl)methyl]-4-hydroxy-2-thiazolidinylidene} urea	Mice, plants	Ford and Casida 2006b, 2008; FAO thiacloprid; Casida 2011
	THI-SO	Mice, plants	Ford and Casida 2006b, 2008
	THI-SO3-H-NCONH2, Thiacloprid sulfonic acid, M30	Mice, plants, Soil	Ford and Casida 2006b, 2008; PPDB 2013; FAO thiacloprid
	THI-SOMe	Mice	Ford and Casida 2006b
Cycloxaprid	CYC-OH, hydroxy derivatives	Mice	Shao et al. 2013b
	CYC-(OH) <sub>2</sub> , dihydroxy derivatives	Mice	Shao et al. 2013b
	CYC-NO, nitroso derivative	Mice	Shao et al. 2013b
	CYC-NH <sub>2</sub> , amine derivative	Mice	Shao et al. 2013b
	NMI, nitromethylene imidazole	Mice	Shao et al. 2013b
	NMI-NO, nitroso derivative of NMI	Mice	Shao et al. 2013b

\*not observed

thiamethoxam is almost as active as the insecticide imidacloprid (Karmakar et al. 2009). However, nitro reduction reverses the relative toxicity to insects and mammals, being a mechanism of detoxification for insects and bioactivation for mammals (Kanne et al. 2005; Honda et al. 2006, Casida 2011).

Thiamethoxam has been found to be a liver carcinogen in mice (*M. musculus*) (Green et al. 2005a, b; Tomizawa and

Casida 2005). Green et al. (2005a, b) proposed that TMX-dm may be a hepatotoxicant. This suggests that contrary to initial ideas, neonicotinoids may significantly affect the health of vertebrates including humans. A detailed review of such effects is, however, outside the scope of the present review.

Further steps in the metabolism pathway involve either phase I metabolites (N-methylene and C-methylene



**Table 3** First-generation metabolites of fipronil in various media and organisms. Metabolites known to be active toward invertebrates or mammals are highlighted in bold

Parent compound	Metabolites	Formation medium	Reference
Fipronil	Fipronil detrifluoromethylsulphanyl, 5-amino-3-cyano-1-(2,6-dichloro-4-trifluoromethylphenyl) pyrazole, MB 45897	Mammals, soil, plants (photolysis)	FAO fipronil, Hainzl and Casida 1996; France 2005
	<b>Fipronil-sulfide, 5-amino-1-[2,6-dichloro-4-(trifluoromethyl)phenyl]-4-[(trifluoromethyl)thio]-1H-pyrazole-3-carbonitrile, MB45950</b>	Mammals, soil, plants, water (photolysis)	FAO fipronil; Bobé et al. 1998; Aajoud et al. 2003; France 2005; Gunasekara et al. 2007
	<b>Fipronil-sulfone, 5-amino-1-[2,6-dichloro-4-(trifluoromethyl)phenyl]-4-[(trifluoromethyl)sulfonyl]-1H-pyrazole-3-carbonitrile, MB 46136</b>	Mammals (milk), hens (eggs), soil, plants, water (incl. photolysis)	Hainzl and Casida 1996; Hainzl et al. 1998; Bobé et al. 1998; FAO fipronil, Tingle et al. 2003; Aajoud et al. 2003; France 2005
	<b>Fipronil-desulfinyl, desthiofipronil, 5-amino-1-[2,6-dichloro-4-(trifluoromethyl)phenyl]-4-[(1R,S)-(trifluoromethyl)]-1H-pyrazole-3-carbonitrile, MB 46513</b>	Soil, plants, water (photolysis)	Hainzl and Casida 1996; Hainzl et al. 1998; Bobé et al. 1998; FAO fipronil; Tingle et al. 2003; Aajoud et al. 2003; Gunasekara et al. 2007
	5-amino-3-cyano-1-(2,6-dichloro-4-trifluoromethylphenyl)-pyrazole-4-sulfonic acid, RPA104615	Soil, water (photolysis)	Tingle et al. 2003; FAO fipronil
	5-amino-3-carbamyl-1-(2,6-dichloro-4-trifluoromethylphenyl)-4-trifluoromethylsulfonylpyrazole, RPA105320	Soil, plants	FAO fipronil
	<b>Fipronil-amide, 5-amino-3-carbamyl-1-(2,6-dichloro-4-trifluoromethylphenyl)-4-trifluoromethylsulfinylpyrazole, RPA 200766</b>	Mammals, soil, plants, water (hydrolysis)	Bobé et al. 1998; Tingle et al. 2003; Aajoud et al. 2003; FAO fipronil
	5-amino-3-carbamyl-1-(2,6-dichloro-4-trifluoromethylphenyl)-4-trifluoromethylsulfinylpyrazole-3-carboxylic acid, RPA 200761	Mammals, soil, plants, water	FAO fipronil; France 2005
	Various conjugates in urine and bile (RPA 105048, UMET/10, UMET/3, FMET/9, UMET/4, FMET/7, FMET/10, UMET/15)	Mammals	FAO fipronil; France 2005
	MB 46400	Mammals, hens (eggs)	FAO fipronil; France 2005
	RPA 108058	Mammals, hens (eggs)	FAO fipronil
	Ring-opened 106889	Mammals, hens (eggs)	FAO fipronil
	RPA 106681	Soil	FAO fipronil

hydroxylation) leading to a wide range of nitroguanidine (NG) and chlorothiazolylmethyl (CTM) cleavage products or oxidation to the urea derivatives (TMX-Urea, TMX-dm. Urea, CLO-Urea, CLO-dm-Urea) or phase II metabolites by adding pyruvate to give the methyltriazinones (TMX-dm-tri, CLO-tri, and CLO-dm-tri) (Chen et al. 2005; Ford and Casida 2006a).

While all CTM cleavage products are in common between thiamethoxam and clothianidin, only some NG cleavage

products are in common between the two insecticides (methylnitroguanidine (NG-E), methylguanidine (NG-F), and other NG compounds) (Yokota et al. 2003; Ford and Casida 2006a; Kim et al. 2012). Other NG metabolites are specific to thiamethoxam (NG-A, NG-B, NG-C, and NG-D). These compounds may continue their metabolism leading to a wide range of breakdown products.

Most of the metabolites of thiamethoxam and clothianidin are observed not only in small mammals, such as mice and

rats, but also in dogs and hens (USEPA 2000; Klein 2003; USEPA 2003b; Yokota et al. 2003; USEPA 2004a; Ford and Casida 2006a; Kim et al. 2012).

Dinotefuran differs from TMX and CLO by its tetrahydrofuran moiety instead of the chlorothiazolyl part. As for thiamethoxam and clothianidin, the principal metabolic pathways of dinotefuran (hereafter also DIN) in mammals involve N-demethylation, nitro reduction, and N-methylene hydroxylation accompanied by amine cleavage (Ford and Casida 2006a; Casida 2011). Common metabolites have been described (NG-E, NG-F, and other NG compounds) (FAO dinotefuran). The metabolism of dinotefuran differs from that of clothianidin and thiamethoxam by the ready hydroxylation and metabolism of the tetrahydrofuran moiety. The pharmacokinetics of dinotefuran are characterized by a rapid metabolism and excretion probably associated with its high polarity and fast metabolism of the hydrofuran moiety (Ford and Casida 2006a). As a result, DIN metabolites follow a similar pattern than those of TMX and CLO (DIN-dm, DIN-NNO, DIN-dm-NNO, DIN-NNH<sub>2</sub>, DIN-dm-NNH<sub>2</sub>, DIN-NH, DIN-dm-NH) and urea derivatives. Phase II metabolism, with pyruvate addition, produces methyltriazinones (DIN-tri and DIN-dm-tri) (Ford and Casida 2006a; Casida 2011). As already observed for thiamethoxam and clothianidin, the nitro reduction pathway causes a shift from insect-selective to vertebrate-selective action (Kanne et al. 2005; Honda et al. 2006; Casida 2011).

The tetrahydrofuran group may undergo metabolization including hydroxylation at 2, 5, and 4 positions, ring opening, N-acetylation, N-demethylation or nitro reduction (Ford and Casida 2006a).

Most of the metabolites are observed in both small mammals such as mice and rats but also in dogs and hens (Ford and Casida 2006a; USEPA 2003c; USEPA 2004b). Hydrolysis of the tetrahydrofuran ring to form 1-[4-hydroxy-2-(hydroxymethyl) butyl]-3-methyl-2-nitroguanidine (446-DO) has also been reported (FAO dinotefuran).

### Plants

Clothianidin metabolism in plants has been evaluated in a variety of crops, including maize, sugar beet, fodder beet, apples, and tomatoes (EFSA 2010). Metabolism of thiamethoxam has been evaluated in maize, rice, pears, cucumbers, lettuce, and potatoes (FAO thiamethoxam). The plant enzymes responsible for the conversion of thiamethoxam and clothianidin into their metabolites have not been examined so far (Ford and Casida 2008).

Phase I metabolites in spinach, maize, and sugar beet were remarkably similar to those observed in small mammals (Chen et al. 2005; Ford and Casida 2006a, 2008), with the main metabolic pathways proceeding through N-demethylation and nitro reduction (FAO thiamethoxam; Ford and Casida 2008).

Thiamethoxam is rapidly metabolized to clothianidin in cotton plants, while TMX-dm is not significantly produced (Karmakar et al. 2009). EFSA (2010) describes clothianidin as being metabolized extensively in the leaves predominantly leading to CLO-NH and NG-F (Kim et al. 2012). Clothianidin is oxidatively cleaved in plants to the carboxylic acid derivative, among other metabolites and cleavage products (Ford and Casida 2008; Ford et al. 2010; FAO clothianidin). In spinach, thiamethoxam, clothianidin, and their N-demethylated products form nitrosoguanidine, guanidine, and urea derivatives (Ford and Casida 2008; FAO thiamethoxam; FAO clothianidin). Conjugated products from thiamethoxam and clothianidin have not been observed in spinach and neither have methylthio derivatives (Ford and Casida 2008). Contrary to the metabolism in mammals, clothianidin undergoes hydroxylation at the inner guanidine nitrogen atom leading to the N-OH derivative (N-2-chlorothiazol-5-ylmethyl-N-hydroxy-N'-methyl-N''-nitroguanidine, THMN) followed by glycosylation (phase II metabolism) in maize, apple, and sugarbeet (FAO clothianidin).

Metabolism of dinotefuran in plants is similar to that in mammals, leading mainly to methylguanidine, nitroguanidine, and urea metabolites (Ford and Casida 2008; Casida 2011; Rahman et al. 2013; FAO dinotefuran). As for clothianidin, N-methylene hydroxylation yields either tetrahydrofurylmethylamine (THFMA/DIN-r), which could be further metabolized through phase I (e.g., N-acetylation, oxidation, reduction...) and/or phase II (glucoside derivative) reactions (Ford and Casida 2008). In plants, internal ring formation yields 6-hydroxy-5-(2-hydroxyethyl)-1-methyl-1,3-diazinane-2-ylidene-N-nitroamine (PHP). NG-E and NG-F are observed as major cleavage products (Ford and Casida 2008; FAO dinotefuran).

### Water

In water, thiamethoxam is stable to hydrolysis in dark conditions at pH 1–7 (De Uderzo et al. 2007) while it is quickly hydrolyzed at pH 9 and 20 °C (European Commission 2006) and almost completely degraded (ca. 96 %) under UV radiation in about 10 min (De Uderzo et al. 2007). The main hydrolysis products are identified: TMX-Urea, clothianidin and its derivatives (N-(2-chlorothiazol-5-ylmethyl)-N'-nitrorea (CTNU), CTM-i, methylurea (MU), and NG-B) (FAO thiamethoxam).

Conversely, De Uderzo et al. (2007) proposed a photodegradation mechanism of thiamethoxam to form the guanidine derivatives (TMX-NH), with a loss of HNO<sub>3</sub>. After that, a nucleophilic substitution of the Cl with OH in the thiazolic ring could occur, which then quickly decomposes to 5-methyl-2(3H)-thiazolone and NG-F (De Uderzo et al. 2007). 5-Methyl-2(3H)-thiazolone could in turn decompose to volatile products, such as carbonyl sulfide and isocyanic acid, already observed by Schwartz et al. (2000). Other observed photodegradation products include an oxazine derivative,

possibly formed by extrusion of S to generate an azetidinone intermediate, and an acrylonitrile derivative from hydrolysis of the imine group of the oxazol ring (De Uderzo et al. 2007).

No peer-reviewed literature could be found concerning clothianidin breakdown in water. However, the FAO mentions that this compound degrades by hydrolysis and/or photolysis into CLO-Urea, with further cleavage to methylurea (MU) and 2-chlorothiazol-5-yl-methylamine (ACT), (FAO clothianidin). Clothianidin could also be hydrolyzed to the nitro urea derivative (CTNU) and further cleaved into ACT. Nitro reduction, cleavage at the methylene bridge or complex cyclization reaction accompanied by loss of nitro group, chlorine elimination, and desulphuration convert the parent compound into CLO-NH, NG-F and forms 7-methylamino-4H-imidazo[5,1-b][1,2,5]thiadiazin-4-one (MIT). Successively, ring cleavage forms 2-methylamino-2-imidazolin-5-one (MIO), 4-hydroxy-2-methylamino-2-imidazolin-5-one (HMIO), NG-F and formamide (FA) with a final mineralization to carbon dioxide (FAO clothianidin).

Hydrolysis of dinotefuran in dark conditions and alkaline pH produces DIN-Urea. Photolysis on surface water produces DIN-Urea, DIN-NH, DIN-2-OH, and DIN-3-OH (USEPA 2004b).

### Soil

No peer-reviewed literature could be found concerning thiamethoxam breakdown in soil. However, the FAO provides some information on this regard (FAO thiamethoxam). The metabolic pathways of thiamethoxam in soil, under aerobic conditions, lead to the conversion of TMX into CLO, which then is degraded to CLO-NH and CLO-Urea. CLO-dm is also observed as a degradation product. Nitro reduction of the parent compound also occurs, which finally forms TMX-Urea. The intermediate TMX-NH has been observed only in rice-paddies so far. NG-A cleavage product, from N-methylene hydroxylation, has also been observed as a major product in soil (FAO thiamethoxam). The main metabolite formed in anaerobic conditions is TMX-NH but TMX-Urea has been also observed (European Commission 2006).

The aerobic degradation of clothianidin in soil proceeds through three main pathways. The first pathway starts with N-demethylation of clothianidin to form CLO-dm and N-methylene hydroxylation to form nitroguanidine (NG-G). The second pathway starts with the N-methylene hydroxylation to form NG-F and proceeds through N-demethylation to form NG-G. A third route involves the formation of CLO-Urea via nitro reduction (FAO clothianidin). The metabolisation of clothianidin further progresses to carbon dioxide.

In soil incubated under aerobic conditions in the dark at 20 °C, dinotefuran degraded to NG-E and NG-F as major degradation products. Other minor observed metabolites were DIN-Urea and DIN-dm (FAO dinotefuran). Dinotefuran and its metabolites are further mineralized to carbon dioxide. It has been also found that

photolysis is not a significant degradation pathway of dinotefuran in soil (FAO dinotefuran). DIN-NH has been observed in soil under anaerobic conditions (USEPA 2004b).

### Imidacloprid and nitenpyram

#### *Animals (and plants)*

The metabolic pathways of neonicotinoids present many similarities between insects and plants. In the honey bee, imidacloprid (hereafter also IMI) is transformed mainly to olefin, 5-hydroxy-imidacloprid (5-OH-imidacloprid), 4,5-dihydroxy-imidacloprid, desnitro-imidacloprid, urea derivative, and 6-chloronicotinic acid (6-CNA). Among these metabolites, olefin and 5-OH-imidacloprid exhibit toxicity both in acute and chronic exposures (Suchail et al. 2001). Thus, the biotransformation of imidacloprid leads to a metabolic activation and to the concentration of the toxic metabolites in the brain and thorax of the honey bee for more than 96 h (Suchail et al. 2004a, b). This results in a metabolic relay, in which imidacloprid induces first toxicity and then the toxic metabolites act in bees surviving the early action of imidacloprid. This leads to a lethal phenomenon that lasts more than 96 h, contrary to the other neurotoxic insecticides for which the maximum mortality rate is generally observed between 10 and 24 h (Suchail et al. 2001). The metabolism of imidacloprid is very similar in bees and flies with hydroxylated imidacloprid derivatives, olefin, 6-CNA, and the imidazoline moiety as main metabolites in the housefly and drosophila (Nishiwaki et al. 2004; Sparks et al. 2012). This suggests that insects may exhibit close neonicotinoid metabolic pathways. Thus, metabolic activation and sensitivity to certain plant metabolites might be a common feature in insects. That could be the reason for which the conserved toxicity profiles have been depicted in bees and in flies after chronic exposure to concentrations three to five orders of magnitude lower than LC<sub>50</sub> (Charpentier et al. 2014).

Much of the use of neonicotinoids takes advantage of the systemic properties of the active substances and involves plant treatments by seed dressing. As a result, humans and animals are exposed through consumption of vegetables containing neonicotinoid active substances taken up by plants, and their metabolites. Exposure through food should be taken into account, since studies have shown that nicotine and nicotine derivatives, such as the neonicotinoids imidacloprid, acetamiprid, and clothianidin, can be rapidly and efficiently absorbed through the intestine barrier (Yokota et al. 2003; Brunet et al. 2004; Brunet et al. 2008). Moreover, seven metabolites of these neonicotinoids have been found in human urine of sick patients (Taira et al. 2013). Among plant metabolites, desnitro-imidacloprid is of particular interest because it displays high toxicity to vertebrates associated with an agonist action on the  $\alpha 4\beta 2$  nAChRs (Chao and Casida 1997; D'Amour

and Casida 1999; Tomizawa and Casida 2000; Tomizawa et al. 2001a). Desnitro-imidacloprid is also able to activate intracellular calcium mobilization and the extracellular signal-regulated kinase cascade through its interaction with the nAChR (Tomizawa and Casida 2002). In mice, imidacloprid is biotransformed into IMI-de, IMI-olefin, IMI-NH (desnitro-imidacloprid), IMI-urea, IMI-urea-gluc, IMI-urea-gent, IMI-diol, IMI-diol-gluc, IMI-5-OH, IMI-5-OH-gluc, IMI-NNO, 6-CNA and different imidazoline and pyridinyl derivatives. IMI-NH is generated by the action of cytochromes P450 on imidacloprid (Tomizawa and Casida 2003). The appearance of this metabolite can be considered a bioactivation, since IMI-NH exhibits toxicity to mammals due to its ability to bind to  $\alpha 4\beta 2$  nAChR (Chao and Casida 1997; D'Amour and Casida 1999; Tomizawa and Casida 2000; Tomizawa et al. 2001a; Tomizawa and Casida 2003, 2005).

However, desnitro-imidacloprid is a detoxification derivative in insects. The 6-CNA is a metabolite common to chloropyridinyl neonicotinoids (Ford and Casida 2008; Casida 2011). Thus, the risk posed by 6-CNA to the honey bee might be common to the use of imidacloprid, thiacloprid, acetamiprid, and nitenpyram.

Nitenpyram (hereafter also NIT) is metabolized in mice into NIT-COOH, NIT-deschloropyridine, NIT-dm (N-desmethyl nitenpyram), NIT-CN, and different NIT-deschloropyridine derivative (Ford and Casida 2008; Casida 2011). The NIT metabolites have not been subjected to in-depth toxicological investigations. These metabolites can undergo an oxidation of the cyano group into a carboxylic acid (Ford and Casida 2008; Casida 2011).

#### Soil and water

Further to metabolites described for plants and animals, desnitro-olefin, 2,5 diketone, carbone dioxide, and 6-hydroxynicotinic acid have been described in soil (FAO imidacloprid).

#### Acetamiprid and thiacloprid

##### Animals

In mammals, acetamiprid (hereafter also ACE) undergoes a rapid and efficient intestinal absorption (Brunet et al. 2008). As for the other neonicotinoids, N-demethylation is the main metabolisation pathway for acetamiprid and thiacloprid (hereafter also THI). In insects, acetamiprid undergoes a rapid biotransformation, which signals a high metabolic activity, being metabolized into IM2-1 (ACE-dm), IM1-3 (ACE-urea), IM1-4 (N-methyl-chloropyridinylmethylamine), IM0 (6-chloropicolyl alcohol), IC0 (6-CNA) and two unknown metabolites (Brunet et al. 2005; Ford and Casida 2006a; Casida 2011). The metabolite 6-CNA remains stable for more than

72 h in all biological compartments, except gut-free abdomen, which could explain the toxicity of acetamiprid (Brunet et al. 2005). Thiacloprid is transformed into THI-NH, THI-ole, THI-ole-NH (putative), THI-4-OH, THI-NCONH<sub>2</sub>, THI-4-OH-NCONH<sub>2</sub>, THI-SO, THI-SO<sub>3</sub>H-NCONH<sub>2</sub>, and THI-SMe (Ford and Casida 2006b; Casida 2011). Descyano-thiacloprid (THI-NH) is generated by the action of cytochromes P450 on thiacloprid in vivo (Tomizawa and Casida 2003, 2005). As for imidacloprid and desnitro-imidacloprid, the appearance of THI-NH can be considered as thiacloprid bioactivation because THI-NH exhibits a toxicity to mammals in relation with its ability to bind to  $\alpha 4\beta 2$  nicotinic acetylcholine receptors (Chao and Casida 1997; D'Amour and Casida 1999; Tomizawa and Casida 2000; Tomizawa et al. 2001a; Tomizawa and Casida 2003, 2005). In insects, THI-NH is instead a detoxification metabolite.

##### Plants

As seen for the other neonicotinoids, metabolization of acetamiprid and thiacloprid is similar in plants and mammals. Acetamiprid metabolization involves several initial sites of attack: N-demethylation, cyano hydrolysis, cleavage of 6-CNA. Additionally, cleavage of N-CN linkage from acetamiprid, which yields the N-descyano compound (ACE-NH) also occurs (Ford and Casida 2008; Casida 2011).

Thiacloprid metabolization involves five different sites of attack: cyano hydrolysis (THI-NCONH<sub>2</sub>), sulfoxidation (THI-SO, THI-SO<sub>3</sub>H-NCONH<sub>2</sub>), hydroxylation at the 4-position (THI-4-OH, THI-4-OHNCONH<sub>2</sub>), conversion to the olefin (THI-ole) and loss of the cyano group (THI-NH, THI-ole-NH). The urea derivative (THI-4-OHNCONH<sub>2</sub>) and THI-SO were the major metabolites observed (Ford and Casida 2008; Casida 2011).

##### Soil and water

Acetamiprid is stable to hydrolysis and photolysis, the main metabolite in soil being IM1-4 (FAO acetamiprid; Dai et al. 2010; Liu et al. 2011; Wang et al. 2013a; Wang et al. 2013b). Minor metabolites are ACE-urea and 6-CNA (FAO acetamiprid; Dai et al. 2010; Liu et al. 2011). Biotransformation of acetamiprid produces the N-demethylated derivative (Chen et al. 2008; Wang et al. 2012). Recently, Phugare and Jadhav (2013) evidenced the formation of ACE-NCONH<sub>2</sub> from microbial degradation in soil, which is then cleaved to N-methylpyridinylmethylamine and (E)-1-ethylideneurea with further oxidative cleavage to 6-CNA.

Thiacloprid is stable to hydrolysis (95–98 % recovery after 30 days). It can be degraded to THI-NCONH<sub>2</sub> in soil in both light and dark conditions (FAO thiacloprid), which can be further transformed into THI-NH and THI-SO<sub>3</sub>-H-NCONH<sub>2</sub>.



### *Cis*-neonicotinoids and new-generation insecticides

Cycloxaprid, paichongding, imidaclothiz, and sulfoxaflor are newly developed neonicotinoid-like insecticides. Paichongding and cycloxaprid are *cis*-neonicotinoids (Li et al. 2011; Shao et al. 2011; Cui et al. 2012), imidaclothiz is a nitroguanidine thiazole neonicotinoid (Wu et al. 2010), and sulfoxaflor is a sulfoximine insecticide, whose insecticidal activity could be closely related to its very high efficacy at nAChRs (Watson et al. 2011). However, only a few studies have been published on the metabolism of these new substances in insects and mammals.

#### Animals

Cycloxaprid (hereafter also CYC) metabolism has been investigated in mice (Shao et al. 2013b). Five monohydroxy (CYC-OH) and one dihydroxy (CYC-(OH)<sub>2</sub>) metabolites have been characterized, along with compounds resulting from modification of the NO<sub>2</sub> group into nitroso and amine derivatives (CYC-NO and CYC-NH<sub>2</sub>, respectively). The next more abundant product was nitromethylene imidazole (NMI) and its NO derivative (NMI-NO). When they bind to housefly (*M. domestica* L.) head membranes, NMI and CYC exhibit dissociation constants of 1.1 and 28 nM, respectively. This indicates that, as imidacloprid, the degradation of CYC generates toxic metabolites with high affinity for receptors. As a result, metabolites could prolong their toxic effects. Should these metabolites be found on plants, insect exposure could occur.

Sulfoxaflor metabolism has been investigated *in vitro* on drosophila D.mel-2 cells transfected with CYP6G1 (Sparks et al. 2012). Compared to imidacloprid, acetamiprid, dinotefuran, thiamethoxam, and clothianidin for which the extents of metabolism are respectively 85.1, 95.5, 55.1, 46.8, and 45.6 % after 24 h, sulfoxaflor presents an almost undetectable metabolism. These results could explain the absence of cross-resistance to sulfoxaflor in insects resistant to neonicotinoids or other insecticides. However, because sulfoxaflor metabolism has been investigated only with CYP6G1, the extrapolation of the least metabolic susceptibility to the whole drosophila metabolism is difficult.

#### Fipronil

##### Animals

In mammals, fipronil can be metabolized at its trifluoromethylsulfinyl or cyano moieties through three major pathways: (1) oxidation at the sulfinyl moiety to form fipronil-sulfone; (2) reduction at the sulfinyl moiety yielding fipronil-sulfide; and (3) by hydrolysis of the cyano moiety to form fipronil-amide followed by further hydrolysis to the

corresponding carboxylic acid (5-amino-1-(2,6-dichloro-4-trifluoromethylphenyl)-4-trifluoromethylsulfinyl pyrazole-3-carboxylic acid) (France 2005).

Metabolism in rats has proved to be independent of dose level, regime, and sex (France 2005). In the rat, two urinary metabolites have been identified following deconjugation with glucuronidase and sulfatase, leading to pyrazole ring-opened compounds. Other compounds can be found in urine as the derivatives fipronil-amide, fipronil-sulfone, and fipronil-sulfide, and the metabolite of fipronil-sulfone, defluoromethylsulfinyl-fipronil (France 2005; FAO fipronil). Fipronil itself can also be found in urine. Fipronil-sulfone is the major metabolite and often the only one found in the tissues of the species examined: fat, adrenal gland, pancreas, skin, liver, kidney, muscle, thyroid, and ovaries and uterus, as well as in foodstuffs: milk and eggs (FAO fipronil). Fipronil, and its amide, sulfone, and sulfide derivatives are the main compounds recovered from fat tissues, consistently with their lipophilic nature. Fipronil and its amide, sulfone, and sulfide derivatives are the main components found in feces, together with seven other metabolites found at minimal quantities. At least 16 different derivatives are present in bile, including the fipronil-carboxylic acid metabolite (FAO fipronil).

Experiments on rats, goats, and hens with the photolytic metabolite of fipronil, desulfinyl-fipronil, yield numerous urinary metabolites mainly as a result of phase II metabolism. These metabolites result from the metabolism of radicals of the pyrazole ring different from the trifluoromethylsulfinyl or cyano moieties. Among others, the following have been described: (1) N-sulfate conjugate of desulfinyl-fipronil, (2) two amino acid conjugates resulting from the action of deconjugating enzymes glucuronidase and sulfatase followed by acidic hydrolysis, (3) 5-aminoglucuronide conjugate, (4) 5-(*N*-cysteiny) conjugate of fipronil-desulfinyl, and (5) a 4-cyano- 5-(*N*-cysteiny)glycine conjugate, (4) and (5) linked through the cysteine residue. Metabolization of desulfinyl-fipronil leads to the amide derivative, 4-cyano-5-(*N*-cysteiny) derivative, which in turn may result in the 4-carboxylic acid-fipronil (Totis 1996 in FAO fipronil). Ring-opened conjugates were observed in goat's liver (Johnson et al. 1996 in FAO fipronil).

##### Plants

Translocation studies carried out with [<sup>14</sup>C]fipronil on maize, sunflower, and sugar beet show uptake of about 5 %. Fipronil could be co-formulated with numerous polymers in order to enhance the systemicity of this active substance (Dieckmann et al. 2010c). Studies carried out in potatoes, rice, sunflower, sugar beet, cabbage, cotton, maize, showed metabolism of the mother compound in plants via hydrolysis to amide-fipronil, oxidation to the sulfone-fipronil and reduction to the sulfide-fipronil. Foliar application was also subject of photodegradation to desulfinyl-fipronil. Fipronil-sulfone can

undergo photolysis resulting in sulfonic acid (Roberts and Hutson 1999). This molecule may be target of cleavage and loss of the sulfone moiety, resulting in detrifluoromethylsulfinyl-fipronil. A carboxylic derivate of fipronil can be produced from the hydrolysis of the radical  $\text{CONH}_2$  of fipronil-amida (FAO fipronil).

Residues of fipronil, fipronil-amida, fipronil-sulfone, and fipronil-carboxylic acid, as well as minor undetermined derivatives, have been found in boll components following seed dressing in cotton (France 2005). Fipronil and its desulfinyl and sulfone derivatives have been found in pollen loads and honey (Bonmatin et al. 2007; Chauzat et al. 2011).

### *Soil and water*

Fipronil degrades in water and soil through various metabolic pathways: (1) hydrolysis to the amide metabolite; (2) oxidation to fipronil-sulfone; and (3) reduction to fipronil-sulfide, mainly under anaerobic conditions (Raveton et al. 2007). Photolysis may also occur, leading to desulfinyl-fipronil and other aniline derivatives (Raveton et al. 2006). A minor photoproduct both in water and soil surfaces is sulfonic acid. In aqueous surfaces, fipronil has proved to be stable in dark conditions. However, pH is a relevant factor determining metabolism. Hydrolysis kinetics at different pH values differ from half-lives of 770 h at pH 9 to 2.4 h at pH 12. Fipronil remains stable under acid (pH 5.5) and neutral conditions (Bobé et al. 1998). An amide derivate of the fipronil-sulfone can be present following hydrolysis or the cyano moiety (FAO fipronil), which can be further hydrolyzed rendering a carboxylic acid derivate. Photolysis of fipronil-sulfone results in the production of sulfonic acid. Fipronil-sulfide can follow hydrolyzes of its cyano moiety leading to a carboxylic acid derivate.

Detrifluoromethylsulfinyl-fipronil can appear in soil following cleavage of the trifluoromethylsulfinyl moiety (FAO fipronil).

Adsorption and leaching studies carried out in laboratory show that fipronil and its main metabolites are slightly mobile in soil (IUPAC 2014).

### **Conclusion**

This paper summarizes some of the key reasons for the success of neonicotinoids and fipronil and documents their rapidly expanding share of the global insecticide market in the last 25 years. Their physicochemical characteristics (extensively covered in Bonmatin et al. (2014)), especially in terms of water solubility, pKa, and  $K_{\text{ow}}$ , confer systemic properties enabling them to be absorbed and translocated within all plant tissues. They are persistent (e.g., imidacloprid half-life in soil is ca. 6 months) and neurotoxic. Neonicotinoids share greater affinity

toward arthropod nACh receptors than toward those of mammals and other vertebrates. Fipronil acts on insect specific receptors. This makes them highly efficient insecticides with reduced operator and consumer risk compared to some of their predecessors such as organophosphorous and carbamate insecticides. Furthermore, their mode of action enables new strategies for pest control that profit from the existing synergies between these substances and either other chemicals or microorganisms. As a result, there are a wide range of uses available, including seed coating and root bathing, as invertebrate pest control in agriculture, horticulture, orchards, forestry, veterinary applications, and fish farming. However, these same properties have led to problems. Specifically, their widespread (Main et al. 2014) and prophylactic use, their systemic properties in plants, their broad spectrum of toxicity in invertebrates, and the persistence and environmental fate of parent compounds and metabolites renders them potentially harmful to a broad range of non-target organisms. Subsequent papers in this review of the global literature explore different aspects of these risks. Pisa et al. (2014) and (Gibbons et al. (2014) extensively cover the potential impacts on non-target invertebrates and vertebrates, respectively. Chagnon et al. (2014) explore the risks of their large scale of use to ecosystem functioning and services. These papers show a growing body of evidence that persistent, low concentrations of these insecticides pose serious risks of undesirable environmental impacts (Tennekes and Sánchez-Bayo 2011; Roessink et al. 2013), and therefore the sustainability of the current heavy reliance upon these compounds is questionable considering the availability of existing alternative agricultural and forestry practices (Furlan and Kreutzweiser 2014).

### **Notes**

Authors are in the alphabetic order with the exception of the corresponding author. They declare no competing conflict of interest. All authors are working for public agencies or academic institutions, except NSD working both for the Utrecht University and the technical center CARI (mainly supported by public funds), VAR is employed by Buglife (a UK charity devoted to the conservation of invertebrates), DWG is employed by RSPB (a UK nature conservation charity), and DN is financed by the Stirling Triodos Foundation.

**Acknowledgments** This manuscript benefited from the discussions in the International Task Force on Systemic Pesticides during its plenary meetings in Paris (2010), Bath (2011), Cambridge (2012), Montegrotto (Padova, 2012), Louvain-la-Neuve (2013), and Legnano (Padova, 2013). The work has been funded by the Triodos Foundation's Support Fund for Independent Research on Bee Decline and Systemic Pesticides. This Support Fund has been created from donations by Adessium Foundation (The Netherlands), Act Beyond Trust (Japan), Universiteit Utrecht (The Netherlands), Stichting Triodos Foundation (The Netherlands), Gesellschaft fuer Schmetterlingsschutz (Germany), M.A.O.C. Gravin van Bylandt Stichting (The Netherlands), Zukunft Stiftung Landwirtschaft

(Germany), Study Association Storm (Student Association Environmental Sciences Utrecht University), Bee Life - European Beekeeping Coordination (Belgium), Deutscher Berufs- und Erwerbsimkerbund e.V. (Germany), Gemeinschaft der europäischen Buckfastimker e.V. (Germany), and citizens. Contributions of J. Settele and M. Wiemers were part of [www.legato-project.net](http://www.legato-project.net) (funded by the BMBF, German Ministry for Education and Research). The funders had no role in study design, data collection and analysis, decision to publish, or preparation of the manuscript.

**Open Access** This article is distributed under the terms of the Creative Commons Attribution License which permits any use, distribution, and reproduction in any medium, provided the original author(s) and the source are credited.

**References**

Aajoud A, Ravanel P, Tissut M (2003) Fipronil metabolism and dissipation in a simplified aquatic ecosystem. *J Agric Food Chem* 51:1347–1352

Abbas N, Khan HA, Shad S (2014) Cross-resistance, genetics, and realized heritability of resistance to fipronil in the house fly, *Musca domestica* (Diptera: Muscidae): a potential vector for disease transmission. *Parasitol Res* 113(4):1343–1352. doi:10.1007/s00436-014-3773-4

Alyokhin A, Dively G, Patterson M, Castaldo C, Rogers D, Mahoney M, Wollam J (2007) Resistance and cross-resistance to imidacloprid and thiamethoxam in the Colorado potato beetle. *Pest Manag Sci* 63: 32–41

Alyokhin A, Baker M, Mota-Sanchez D, Dively G, Grafius E (2008) Colorado potato beetle resistance to insecticides. *Am J Potato Res* 85:395–413. doi:10.1007/s12230-008-9052-0

Apenet (2009) Effects of coated maize seed on honey bees. Report based on results obtained from the first year activity of the APENET project. Accessible at: <http://www.reterurale.it/apenet>

Apenet (2010) Effects of coated maize seed on honey bees. Report based on results obtained from the second year (2010) activity of the APENET project. Accessible at: <http://www.reterurale.it/apenet>

Apenet (2011) Effects of coated maize seed on honey bees. Report based on results obtained from the third year (2011) activity of the APENET project. Accessible at: <http://www.reterurale.it/apenet>

Azzam S, Yang F, Wu JC, Geng J, Yang GQ (2011) Imidacloprid-induced transference effect on some elements in rice plants and the brown planthopper *Nilaparvata lugens* (Hemiptera: Delphacidae). *Insect Sci* 18:289–297

Babcock JM, Gerwick CB, Huang JX, Loso MR, Nakamura G, Nolting SP, Rogers RB, Sparks TC, Thomas J, Watson GB, Zhu Y (2011) Biological characterization of sulfoxaflo, a novel insecticide. *Pest Manag Sci* 67:328–334

Balança G, de Visscher MN (1997) Effects of very low doses of fipronil on grasshoppers and non-target insects following field trials for grasshopper control. *Crop Prot* 16:553–564

Barbara GS, Zube C, Rybak J, Gauthier M, Grünewald B (2005) Acetylcholine, GABA and glutamate induce ionic currents in cultured antennal lobe neurons of the honeybee, *Apis mellifera*. *J Comp Physiol A* 191:823–836

Barbara G, Grünewald B, Paute S, Gauthier M, Raymond-Delpech V (2008) Study of nicotinic acetylcholine receptors on cultured antennal lobe neurons from adult honeybee brains. *Invert Neurosci* 8:19–29

Barbee GC, Stout MJ (2009) Comparative acute toxicity of neonicotinoid and pyrethroid insecticides to non-target crayfish (*Procambarus*

*clarkii*) associated with rice-crayfish crop rotations. *Pest Manag Sci* 65:1250–1256

Bayer CropScience (2006) Confidor with Stress Shield inside. Courier - The Bayer CropScience Magazine for modern agriculture 2/06

Bayer CropScience (2011) <http://www.bayercropscience.com/bcsweb/cropprotection.nsf/id/FactsFigures>. Visited 3 March 2011

Bayer Healthcare (2011) <http://www.bayerhealthcare.com/scripts/pages/en/company/products/index.php>

Beketov MA, Liess M (2008) Acute and delayed effects of the neonicotinoid insecticide thiacloprid on seven freshwater arthropods. *Environ Toxicol Chem* 27:461–470

Benzidane Y, Touinsi S, Motte E, Jadas-Hécart A, Communal P-Y, Leduc L, Thany SH (2010) Effect of thiamethoxam on cockroach locomotor activity is associated with its metabolite clothianidin. *Pest Manag Sci* 66:1351–1359

Bergkvist P (2011) Chemical properties, toxicity and regulatory issues on neonicotinoids in Sweden and Europe. Accessible at: [http://www.slu.se/PageFiles/103909/Peter\\_Bergkvist%20x.pdf](http://www.slu.se/PageFiles/103909/Peter_Bergkvist%20x.pdf). Accessed 22 Oct 2012

Bobé A, Meallier P, Cooper JF, Coste CM (1998) Kinetics and mechanisms of abiotic degradation of fipronil (hydrolysis and photolysis). *J Agric Food Chem* 46(7):2834–2839

Bonmatin J-M, Marchand PA, Cotte JF, Aajoud A, Casabianca H, Goutailler G, Courtiade M (2007) Bees and systemic insecticides (imidacloprid, fipronil) in pollen: subnano-quantification by HPLC/MS/MS and GC/MS. In: Del Re AAM, Capri E, Fragoulis, Trevisan M (eds) Environmental fate and ecological effects of pesticide. La Goliardica Pavese, Pavia, (It), pp. 827–824. <http://www.cabdirect.org/abstracts/20083103467.html;jsessionid=8EE58D309B91521CB0CFECD7D2568525>. Accessed 21 June 2014

Bonmatin J-M, Giorio C, Girolami V, Goulson D, Kreuzweiser DP, et al (2014) Environmental fate and exposure; neonicotinoids and fipronil. *Environ Sci Pollut Res*:1–33. doi:10.1007/s11356-014-3332-7

Bordereau-Dubois B, List O, Calas-List D, Marques O, Communal P-Y, Thany SH, Lapied B (2012) Transmembrane potential polarization, calcium influx and receptor conformational state modulate the sensitivity of the imidacloprid-insensitive neuronal insect nAChR to the neonicotinoid insecticides. *J Pharmacol Exp Ther* 341(2):326–339. doi:10.1124/jpet.111.188060

Brassard D (2012) Estimated incremental increase in clothianidin usage from pending registrations (DP404793). US Environmental Protection Agency memorandum, Washington

Bromilow RH, Chamberlain K (1995) Principles governing uptake and transport of chemicals. Plant contamination: modelling and simulation. Lewis Publishers, London, pp 37–64

Brunet JL, Maresca M, Fantini J, Belzunces LP (2004) Human intestinal absorption of imidacloprid with Caco-2 cells as enterocyte model. *Toxicol Appl Pharmacol* 194:1–9

Brunet JL, Badiou A, Belzunces LP (2005) In vivo metabolic fate of [<sup>14</sup>C]-acetamiprid in six biological compartments of the honeybee, *Apis mellifera* L. *Pest Manag Sci* 61:742–748

Brunet JL, Maresca M, Fantini J, Belzunces LP (2008) Intestinal absorption of the acetamiprid neonicotinoid by Caco-2 cells: transepithelial transport, cellular uptake and efflux. *J Environ Sci Health Part B* 43: 261–270

Cahill M, Denholm I, Gorman K, Day S, Elbert A, Nauen R (1996) Baseline determination and detection of resistance to imidacloprid in *Bemisia tabaci* (Homoptera: Aleyrodidae). *B Entomol Resist* 86: 343–349

Calas-List D, List O, Quinchard S, Thany SH (2013) Calcium pathways such as cAMP modulate clothianidin action through activation of  $\alpha$ -bungarotoxin-sensitive and -insensitive nicotinic acetylcholine receptors. *Neurotoxicology* 37:127–133



- Casida JE (2011) Neonicotinoid metabolism: compounds, substituents, pathways, enzymes, organisms, and relevance. *J Agric Food Chem* 59:2923–2931
- Casida JE, Durkin KA (2013) Neuroactive insecticides: targets, selectivity, resistance, and secondary effects. *Annu Rev Entomol* 58:99–117
- Casida JE, Quistad GB (2004) Why insecticides are more toxic to insects than people: the unique toxicology of insects. *J Pest Sci* 29:81–86
- CCM International Ltd (2011). Accessible at: [http://www.researchandmarkets.com/reports/649028/production\\_and\\_market\\_of\\_imidacloprid\\_in\\_china](http://www.researchandmarkets.com/reports/649028/production_and_market_of_imidacloprid_in_china). Accessed 21 Oct 2012
- Chagnon M, Kreutzweiser D, Mitchell EAD, Morrissey CA, Noome DA, et al (2014) Risks of large-scale use of systemic insecticides to ecosystem functioning and services. *Environ Sci Pollut Res*:1–16. doi:10.1007/s11356-014-3277-x
- Chao SL, Casida JE (1997) Interaction of imidacloprid metabolites and analogs with the nicotinic acetylcholine receptor of mouse brain in relation to toxicity. *Pest Biochem Physiol* 58:77–88
- Charpentier G, Louat F, Bonmatin J-M, Marchand PA, Vannier F et al (2014) Lethal and sublethal effects of imidacloprid, after chronic exposure, on the insect model *Drosophila melanogaster*. *Environ Sci Technol* 48(7):4096–4102
- Chauzat MP, Martel AC, Cougoule N, Porta P, Lachaize J et al (2011) An assessment of honeybee colony matrices, *Apis mellifera* (Hymenoptera: Apidae) to monitor pesticide presence in continental France. *Environ Toxicol Chem* 30:103–111
- Chen MF, Huang JW, Wong SW, Li GC (2005) Analysis of insecticide clothianidin and its metabolites in rice by liquid chromatography with a UV detector. *J Food Drug Anal* 13:279–283
- Chen T, Dai YJ, Ding JF, Yuan S, Ni JP (2008) N-demethylation of neonicotinoid insecticide acetamiprid by bacterium *Stenotrophomonas maltophilia* CGMCC 1.1788. *Biodegradation* 19:651–658
- Cole LM, Nicholson RA, Casida JE (1993) Action of phenylpyrazole insecticides at the GABA-gated chloride channel. *Pestic Biochem Physiol* 46:47–54
- Courjaret R, Lapiéd B (2001) Complex intracellular messenger pathways regulate one type of neuronal alpha-bungarotoxin-resistant nicotinic acetylcholine receptors expressed in insect neurosecretory cells (dorsal unpaired median neurons). *Mol Pharmacol* 60:80–91
- Courjaret R, Grolleau F, Lapiéd B (2003) Two distinct calcium-sensitive and -insensitive PKC up- and down-regulate an alpha-bungarotoxin-resistant nAChR1 in insect neurosecretory cells (DUM neurons). *Eur J Neurosci* 17:2023–2034
- Cui L, Sun L, Yang D, Yan X, Yuan H (2012) Effects of cycloxyaprid, a novel *cis*-nitromethylene neonicotinoid insecticide, on the feeding behaviour of *Sitobion avenae*. *Pest Manag Sci* 68:1484–1491
- Cutler P, Slater R, Edmunds AJF, Maienfisch P, Hall RG, Earley FGP, Pitterna T, Pal S, Paul VL, Goodchild J, Blacker M, Haggmann L, Crossthwaite AJ (2013) Investigating the mode of action of sulfoxaflor: a fourth-generation neonicotinoid. *Pest Manag Sci* 69:607–619
- Dai YJ, Ji WW, Chen T, Zhang WJ, Liu ZH, Ge F, Yuan S (2010) Metabolism of the neonicotinoid insecticides acetamiprid and thiacloprid by the yeast *Rhodotorula mucilaginosa* strain IM-2. *J Agric Food Chem* 58:2419–2425
- D'Amour KA, Casida JE (1999) Desnitroimidacloprid and nicotine binding site in rat recombinant alpha *a4b2* neuronal nicotinic acetylcholine receptor. *Pest Biochem Physiol* 64:55–61
- De Freitas Bueno A, Batistela MJ, de Freitas Bueno RCO, de Barros Franca-Neto J, Nishikawa MAN, Filho AL (2011) Effects of integrated pest management, biological control, and prophylactic use of insecticides on the management and sustainability of soybean. *Crop Prot* 30:937–945
- De Uderzo APFM, Diniz MER, Nascentes CC, Catharino RR, Eberlin MN, Augusti R (2007) Photolytic degradation of the insecticide thiamethoxam in aqueous medium monitored by direct infusion electrospray ionization mass spectrometry. *Int J Mass Spectrom* 42:1319–1325
- Decourtye A, Devillers J (2010) Ecotoxicity of neonicotinoid insecticides to bees. Insect nicotinic acetylcholine receptors. Springer. pp. 85–95. Accessible at: [http://link.springer.com/chapter/10.1007/978-1-4419-6445-8\\_8](http://link.springer.com/chapter/10.1007/978-1-4419-6445-8_8). Accessed 10 Jul 2014
- Déglise P, Grünewald B, Gauthier M (2002) The insecticide imidacloprid is a partial agonist of the nicotinic receptor of honeybee Kenyon cells. *Neurosci Lett* 321:13–16
- Denholm I, Cahill M, Dennehy TJ, Horowitz AR (1998) Challenges with managing insecticide resistance in agricultural pests, exemplified by the whitefly *Bemisia tabaci*. *Philos Trans R Soc B* 353(1376):1757–1767. doi:10.1098/rstb.1998.0328
- Dick RA, Kanne DB, Casida JE (2005) Identification of aldehyde oxidase as the neonicotinoid nitroreductase. *Chem Res Toxicol* 18:317–323
- Dieckmann Y, Görth FC, Ishaque M, Kerl W, Köhle H, et al (2010a) Agrochemical Formulations Comprising Co-Polymers Based on Ethylenically Unsaturated Dicarboxylic Mono and Diesters. Patent No. US 2010/0063167 A1. 1–14
- Dieckmann Y, Görth FC, Ishaque M, Kerl W, Köhle H, et al (2010b) Agrochemical Formulations Comprising 1-vinyl-2-pyrrolidinone Co-Polymers. Patent No. US 2010/0075849 A1. 1–14
- Dieckmann Y, Ishaque M, Muenster I, Picard L, Benz A, et al (2010c) Systemicity enhancers. Patent No. US 2010/0204045 A1. 1–21
- DoW Agro Sciences (2013) DoW AgroSciences receives US EPA Registration for Sulfoxaflor
- Dupuis JP, Gauthier M, Raymond-Delpech V (2011) Expression patterns of nicotinic subunits  $\alpha 2$ ,  $\alpha 7$ ,  $\alpha 8$ , and  $\beta 1$  affect the kinetics and pharmacology of ACh-induced currents in adult bee olfactory neuropiles. *J Neurophysiol* 106:1604–1613
- Elbert A, Nauen R (2000) Resistance of *Bemisia tabaci* (Homoptera: Aleyrodidae) to insecticides in southern Spain with special reference to neonicotinoids. *Pest Manag Sci* 56:60–64
- Elbert A, Haas M, Springer B, Thielert W, Nauen R (2008) Applied aspects of neonicotinoid uses in crop protection. *Pest Manag Sci* 64:1099–1105
- European Commission, Directorate General of Health and Consumer protection (2006) Review report for the active substance thiamethoxam. Accessible at: [http://ec.europa.eu/food/plant/protection/evaluation/newactive/thiamethoxam\\_en.pdf](http://ec.europa.eu/food/plant/protection/evaluation/newactive/thiamethoxam_en.pdf)
- European Food Safety Authority (EFSA) (2010) Modification of the existing MRL for clothianidin in carrots. *EFSA Journal* 8:1515 [23 pp.]. Accessible at: <http://www.efsa.europa.eu/it/efsajournal/doc/1515.pdf>
- European Food Safety Authority (EFSA) (2012) Statement on the findings in recent studies investigating sub-lethal effects in bees of some neonicotinoids in consideration of the uses currently authorised in Europe. *EFSA J* 10(6):2752. doi:10.2903/j.efsa.2012.2752, 27 pp
- European Food Safety Authority (EFSA) (2014) Conclusion on the peer review of the pesticide risk assessment of the active substance sulfoxaflor. *EFSA J* 12:3692. doi:10.2903/j.efsa.2014.3692, 170 pp
- FAO acetamiprid. Accessible at: [http://www.fao.org/fileadmin/templates/agphome/documents/Pests\\_Pesticides/JMPR/Report11/Acetamiprid.pdf](http://www.fao.org/fileadmin/templates/agphome/documents/Pests_Pesticides/JMPR/Report11/Acetamiprid.pdf)
- FAO clothianidin. Accessible at: [http://www.fao.org/fileadmin/templates/agphome/documents/Pests\\_Pesticides/JMPR/Evaluation10/Chlothianidin.pdf](http://www.fao.org/fileadmin/templates/agphome/documents/Pests_Pesticides/JMPR/Evaluation10/Chlothianidin.pdf)
- FAO dinotefuran. Accessible at: [http://www.fao.org/fileadmin/templates/agphome/documents/Pests\\_Pesticides/JMPR/Evaluation12/Dinotefuran.pdf](http://www.fao.org/fileadmin/templates/agphome/documents/Pests_Pesticides/JMPR/Evaluation12/Dinotefuran.pdf)
- FAO fipronil. Accessible at: [http://www.fao.org/fileadmin/templates/agphome/documents/Pests\\_Pesticides/JMPR/Evaluation01/08\\_Fipronil.pdf](http://www.fao.org/fileadmin/templates/agphome/documents/Pests_Pesticides/JMPR/Evaluation01/08_Fipronil.pdf)
- FAO imidacloprid. Accessible at: [http://www.fao.org/fileadmin/templates/agphome/documents/Pests\\_Pesticides/JMPR/Evaluation02/IMIDA\\_EVjib.pdf](http://www.fao.org/fileadmin/templates/agphome/documents/Pests_Pesticides/JMPR/Evaluation02/IMIDA_EVjib.pdf)



- FAO thiacloprid. Accessible at: [http://www.fao.org/fileadmin/templates/agphome/documents/Pests\\_Pesticides/JMPR/Evaluation06/Thiacloprid06.pdf](http://www.fao.org/fileadmin/templates/agphome/documents/Pests_Pesticides/JMPR/Evaluation06/Thiacloprid06.pdf)
- FAO thiamethoxam. Accessible at: [http://www.fao.org/fileadmin/templates/agphome/documents/Pests\\_Pesticides/JMPR/Evaluation10/Thiamethoxam.pdf](http://www.fao.org/fileadmin/templates/agphome/documents/Pests_Pesticides/JMPR/Evaluation10/Thiamethoxam.pdf)
- Feltham H, Park K, Goulson D (2014) Field realistic doses of pesticide imidacloprid reduce bumblebee pollen foraging efficiency. *Ecotoxicology* 23:317–323. doi:10.1007/s10646-014-1189-7
- Fogel MN, Schneider MI, Desneux N, González B, Ronco AE (2013) Impact of the neonicotinoid acetamiprid on immature stages of the predator *Eriopsis connexa* (Coleoptera: Coccinellidae). *Ecotoxicology* 22:1063–1071
- Ford KA, Casida JE (2006a) Unique and common metabolites of thiamethoxam, clothianidin, and dinotefuran in mice. *Chem Res Toxicol* 19:1549–1556
- Ford KA, Casida JE (2006b) Chloropyridinyl neonicotinoid insecticides: diverse molecular substituents contribute to facile metabolism in mice. *Chem Res Toxicol* 19:944–951
- Ford KA, Casida JE (2008) Comparative metabolism and pharmacokinetics of seven neonicotinoid insecticides in spinach. *J Agric Food Chem* 56:10168–10175
- Ford KA, Casida JE, Chandran D, Gulevich AG, Okrent RA, Durkin KA, Sarpong R, Bunnelle EM, Wildermuth MC (2010) Neonicotinoid insecticides induce salicylate-associated plant defense responses. *PNAS* 107:17527–17532
- France (2005) Draft Assessment Report (DAR). Initial risk assessment provided by the rapporteur Member State France for the existing active substance fipronil of the second stage of the review programme referred to in Article 8(2) of Council Directive 91/414/EEC
- Furlan L, Kreuzweiser DP (2014) Alternatives to neonicotinoid insecticides for pest control: case studies in agriculture and forestry. *Environ Sci Pollut Res* (this issue)
- Georghiou GP, Mellon RB (1983) Pesticide resistance in time and space. *Pest resistance to pesticides*. Springer. pp. 1–46. Accessible: [http://link.springer.com/chapter/10.1007/978-1-4684-4466-7\\_1](http://link.springer.com/chapter/10.1007/978-1-4684-4466-7_1). Accessed 7 Feb 2014
- Gibbons D, Morrissey C, Mineau P (2014) A review of the direct and indirect effects of neonicotinoids and fipronil on vertebrate wildlife. *Environ Sci Pollut Res*. doi:10.1007/s11356-014-3180-5
- Goulson D (2013) An overview of the environmental risks posed by neonicotinoid insecticides. *J Appl Ecol* 50(4):977–987. doi:10.1111/1365-2664.12111
- Grafton-Cardwell EE, Lee JE, Robillard SM, Gorden JM (2008) Role of imidacloprid in integrated pest management of California citrus. *J Econ Entomol* 101:451–460
- Grant DB, Chalmers AE, Wolff MA, Hoffman HB, Bushey DF, Kuhr RJ, Motoyama N (1998) Fipronil: action at the GABA receptor. In: *Pesticides and the future: minimizing chronic exposure of humans and the environment*. Ios Press, Amsterdam, pp 147–156
- Greatti M, Barbattini R, Stravisi A, Sabatini AG, Rossi S (2006) Presence of the a.i. imidacloprid on vegetation near corn fields sown with Gaucho dressed seeds. *Bull Insectol* 59:99–103
- Green T, Toghil A, Lee R, Waechter F, Weber E, Noakes J (2005a) Thiamethoxam induced mouse liver tumors and their relevance to humans. Part 1: mode of action studies in the mouse. *Toxicol Sci* 86:36–47
- Green T, Toghil A, Lee R, Waechter F, Weber E, Peffer R, Noakes J, Robinson M (2005b) Thiamethoxam induced mouse liver tumors and their relevance to humans. Part 2: species differences in response. *Toxicol Sci* 86:48–55
- Guez D, Suchail S, Gauthier M, Maleszka R, Belzunces LP (2001) Contrasting effects of imidacloprid on habituation in 7- and 8-day-old honeybees (*Apis mellifera*). *Neurobiol Learn Mem* 76:183–191
- Guez D, Belzunces LP, Maleszka R (2003) Effects of imidacloprid metabolites on habituation in honeybees suggest the existence of two subtypes of nicotinic receptors differentially expressed during adult development. *Pharmacol Biochem Behav* 75:217–222
- Gunasekara AS, Truong T, Goh KS, Spurlock F, Tjeerdema RS (2007) Environmental fate and toxicology of fipronil. *J Pest Sci* 32:189–199. doi:10.1584/jpestics.R07-02
- Hainzl D, Casida JE (1996) Fipronil insecticide: novel photochemical desulfinylation with retention of neurotoxicity. *PNAS* 93:12764–12767
- Hainzl D, Cole LM, Casida JE (1998) Mechanisms for selective toxicity of fipronil insecticide and its sulfone metabolite and desulfinyl photoproduct. *Chem Res Toxicol* 11:1529–1535
- Hasegawa K, Arakawa M, Funatsu K (1999) 3D-QSAR study of insecticidal neonicotinoid compounds based on 3-way partial least squares model. *Chemometr Intell Lab* 47:33–40
- Hayasaka D, Korenaga T, Suzuki K, Saito F, Sánchez-Bayo F et al (2012a) Cumulative ecological impacts of two successive annual treatments of imidacloprid and fipronil on aquatic communities of paddy mesocosms. *Ecotoxicol Environ Saf* 80:355–362
- Hayasaka D, Korenaga T, Suzuki K, Sánchez-Bayo F, Goka K (2012b) Differences in susceptibility of five cladoceran species to two systemic insecticides, imidacloprid and fipronil. *Ecotoxicology* 21:421–427
- Herron GA, Wilson LJ (2011) Neonicotinoid resistance in *Aphis gossypii* (Aphididae: Hemiptera) from Australian cotton. *Aust J Entomol* 50:93–98
- Honda H, Tomizawa M, Casida JE (2006) Insect nicotinic acetylcholine receptors: neonicotinoid binding site specificity is usually but not always conserved with varied substituents and species. *J Agric Food Chem* 54:3365–3371
- IUPAC (2014) <http://sitem.herts.ac.uk/aeru/iupac/316.htm> Accessed 3 Apr 2014
- Japan's National Institute for Environmental Studies database, provided by Mizuno, R. *in litt.*, 2012
- Jepson JEC, Brown LA, Sattelle DB (2006) The actions of the neonicotinoid imidacloprid on cholinergic neurons of *Drosophila melanogaster*. *Invert Neurosci* 6:33–40
- Jeschke P, Nauen R (2008) Neonicotinoids—from zero to hero in insecticide chemistry. *Pest Manag Sci* 64:1084–1098
- Jeschke P, Nauen R, Schindler M, Elbert A (2011) Overview of the status and global strategy for neonicotinoids. *J Agric Food Chem* 59:2897–2908
- Jeschke P, Nauen R, Beck ME (2013) Nicotinic acetylcholine receptor agonists: a milestone for modern crop protection. *Angew Chem Int Ed* 52:9464–9485
- Johnson KD, O'Neil ME, Ragsdale DW, Difonzo CD, Swinton SM, Dixon PM, Potter BD, Hodgson EW, Costamagna AC (2009) Probability of cost-effective management of soybean aphid (Hemiptera: Aphididae) in North America. *J Econ Entomol* 102:2101–2108
- Kagabu S (2008) Pharmacophore of neonicotinoid insecticides. *J Pest Sci* 33:9–13
- Kagabu S, Maienfisch P, Zhang AG, Granda-Minones J, Haettenschwiler J, Kayser H, Maetzke T, Casida JE (2000) 5-azidoimidacloprid and an acyclic analogue as candidate photoaffinity probes for mammalian and insect nicotinic acetylcholine receptors. *J Med Chem* 43:5003–5009
- Kagabu S, Nishiwaki H, Sato K, Hibi M, Yamaoka N, Nakagawa Y (2002) Nicotinic acetylcholine receptor binding of imidacloprid-related diaza compounds with various ring sizes and their insecticidal activity against *Musca domestica*. *Pest Manag Sci* 58:483–490
- Kagabu S, Nishimura K, Naruse Y, Ohno I (2008) Insecticidal and neuroblocking potencies of variants of the thiazolidine moiety of thiacloprid and quantitative relationship study for the key neonicotinoid pharmacophore. *J Pest Sci* 33:58–66

- Kagabu S, Takagi M, Ohno I, Mikawa T, Miyamoto T (2009) Crown-capped imidacloprid: a novel design and insecticidal activity. *Bioorg Med Chem Lett* 19:2947–2948
- Kanne DB, Dick RA, Tomizawa M, Casida JE (2005) Neonicotinoid nitroguanidine insecticide metabolites: synthesis and nicotinic receptor potency of guanidines, aminoguanidines, and their derivatives. *Chem Res Toxicol* 18:1479–1484
- Karatolos N, Denholm I, Williamson M, Nauen R, Gorman K (2010) Incidence and characterisation of resistance to neonicotinoid insecticides and pymetrozine in the greenhouse whitefly, *Trialeurodes vaporariorum* Westwood (Hemiptera: Aleyrodidae). *Pest Manag Sci* 66:1304–1307
- Karmakar R, Kulshrestha G (2009) Persistence, metabolism and safety evaluation of thiamethoxam in tomato crop. *Pest Manag Sci* 65: 931–937
- Karmakar R, Bhattacharya R, Kulshrestha G (2009) Comparative metabolite profiling of the insecticide thiamethoxam in plant and cell suspension culture of tomato. *J Agric Food Chem* 57:6369–6374
- Kavi LAK, Kaufman PE, Scott JG (2014) Genetics and mechanisms of imidacloprid resistance in house flies. *Pest Biochem Physiol* 109: 64–69
- Kim BM, Park JS, Choi JH, El-Aty AMA, Na TW, Shim JH (2012) Residual determination of clothianidin and its metabolites in three minor crops via tandem mass spectrometry. *Food Chem* 131:1546–1551
- Kiriyama K, Nishimura K (2002) Structural effects of dinotefuran and analogues in insecticidal and neural activities. *Pest Manag Sci* 58: 669–676
- Kiriyama K, Nishiwaki H, Nakagawa Y, Nishimura K (2003) Insecticidal activity and nicotinic acetylcholine receptor binding of dinotefuran and its analogues in the housefly, *Musca domestica*. *Pest Manag Sci* 59:1093–1100
- Klein O (2003) Behaviour of clothianidin (TI-435) in plants and animals. *Pflanzenschutz-Nachr Bayer* 56:75–101
- Koch RL, Burkness EC, Hutchison WD, Rabaey TL (2005) Efficacy of systemic insecticide seed treatments for protection of early-growth-stage snap beans from bean leaf beetle (Coleoptera: Chrysomelidae) foliar feeding. *Crop Prot* 24:734–742
- Kuhar TP, Stivers-Young LJ, Hoffmann MP, Taylor AG (2002) Control of corn flea beetle and Stewart's wilt in sweet corn with imidacloprid and thiamethoxam seed treatments. *Crop Prot* 21:25–31
- Lansdell SJ, Millar NS (2000) The influence of nicotinic receptor subunit composition upon agonist, alpha-bungarotoxin and insecticide (imidacloprid) binding affinity. *Neuropharmacology* 39:671–679
- Lanzoni A, Sangiorgi L, De Luigi V, Consolini L, Pasqualini E, Burgio G (2012) Evaluation of chronic toxicity of four neonicotinoids to *Adalia bipunctata* L. (Coleoptera: Coccinellidae) using a demographic approach. *IOBC/wprs Bull* 74:211–217
- Lapied B, Lecorronc H, Hue B (1990) Sensitive nicotinic and mixed nicotinic-muscarinic receptors in insect neurosecretory cells. *Brain Res* 533:132–136
- Laurent FM, Rathahao E (2003) Distribution of C-14 imidacloprid in sunflowers (*Helianthus annuus* L.) following seed treatment. *J Agric Food Chem* 51:8005–8010
- Le Questel J-Y, Graton J, Cerón-Carrasco JP, Jacquemin D, Planchat A, Thany SH (2011) New insights on the molecular features and electrophysiological properties of dinotefuran, imidacloprid and acetamiprid neonicotinoid insecticides. *Bioorg Med Chem Lett* 19: 7623–7634
- Li J, Shao Y, Ding Z, Bao H, Liu Z, Han Z, Millar NS (2010) Native subunit composition of two insect nicotinic receptor subtypes with differing affinities for the insecticide imidacloprid. *Insect Biochem Mol Biol* 40:17–22
- Li C, Xu X-Y, Li J-Y, Ye Q-F, Li Z (2011) Synthesis and chiral purification of 14C-labeled novel neonicotinoids, paichongding. *J Label Comp Radiopharm* 54:775–779
- Lind RJ, Clough MS, Reynolds SE, Earley FGP (1998) [<sup>3</sup>H]-Imidacloprid Labels high- and low-affinity nicotinic acetylcholine receptor-like binding sites in the Aphid *Myzus persicae* (Hemiptera: Aphididae). *Pestic Biochem Physiol* 62:3–14
- Lind RJ, Clough MS, Earley FGP, Wonnacott S, Reynolds SE (1999) Characterisation of multiple [alpha]-bungarotoxin binding sites in the aphid *Myzus persicae* (Hemiptera: Aphididae). *Insect Biochem Mol Biol* 29:979–988
- Liu MY, Latli B, Casida JE (1995) Imidacloprid binding site in *Musca* nicotinic acetylcholine receptor: interactions with physostigmine and a variety of nicotinic agonists with chloropyridyl and chlorothiazolyl substituents. *Pest Biochem Physiol* 52:170–181
- Liu ZW, Williamson MS, Lansdell SJ, Denholm I, Han ZJ, Millar NS (2005) A nicotinic acetylcholine receptor mutation conferring target-site resistance to imidacloprid in *Nilaparvata lugens* (brown planthopper). *PNAS* 102:8420–8425
- Liu Z, Williamson MS, Lansdell SJ, Han Z, Denholm I, Millar NS (2006) A nicotinic acetylcholine receptor mutation (Y151S) causes reduced agonist potency to a range of neonicotinoid insecticides. *J Neurochem* 99:1273–1281
- Liu GY, Ju XL, Cheng J (2010) Selectivity of imidacloprid for fruit fly versus rat nicotinic acetylcholine receptors by molecular modeling. *J Mol Model* 16:993–1002
- Liu Z, Dai Y, Huang G, Gu Y, Ni J, Wei H, Yuan S (2011) Soil microbial degradation of neonicotinoid insecticides imidacloprid, acetamiprid, thiacloprid and imidaclothiz and its effect on the persistence of bioefficacy against horsebean aphid *Aphis craccivora* Koch after soil application. *Pest Manag Sci* 67:1245–1252
- Longhurst C, Babcock JM, Denholm I, Gorman K, Thomas JD, Sparks TC (2013) Cross-resistance relationships of the sulfoximine insecticide sulfoxaflor with neonicotinoids and other insecticides in the whiteflies *Bemisia tabaci* and *Trialeurodes vaporariorum*. *Pest Manag Sci* 69:809–813
- Lu C, Warchol KM, Callahan RA (2012) In situ replication of honey bee colony collapse disorder. *Bull Insectol* 65:99–106
- Lu C, Warchol KM, Callahan RA (2014) Sub-lethal exposure to neonicotinoids impaired honey bees winterization before proceeding to colony collapse disorder. *Bull Insectol* 67:125–130
- Macfadyen S, Hardie DC, Fagan L, Stefanova K, Perry KD, DeGraaf HE, Holloway J, Spafford H, Umina PA (2014) Reducing insecticide use in broad-acre grains production: an Australian study. *PlosOne* 9: e89119
- Maienfisch P, Angst M, Brandl F, Fischer W, Hofer D, Kayser H, Kobel W, Rindlisbacher A, Senn R, Steinemann A, Withmer H (2001a) Chemistry and biology of thiamethoxam: a second generation neonicotinoid. *Pest Manag Sci* 57:906–913
- Maienfisch P, Huerlimann H, Rindlisbacher A, Gsell L, Dettwiler H, Haettenschwiler J, Sieger E, Walti M (2001b) The discovery of thiamethoxam: a second-generation neonicotinoid. *Pest Manag Sci* 57:165–176
- Main AR, Headley JV, Peru KM, Michel NL, Cessna AJ et al (2014) Widespread use and frequent detection of neonicotinoid insecticides in Wetlands of Canada's Prairie Pothole Region. *PLoS One* 9: e92821
- Maini S, Medrzycki P, Porrini C (2010) The puzzle of honey bee losses: a brief review. *Bull Insectol* 63:153–160
- Marrs TC (1993) Organophosphate poisoning. *Pharmacol Ther* 58:51–66
- Matsuda K, Buckingham SD, Kleier D, Rauh JJ, Grauso M, Sattelle DB (2001) Neonicotinoids: insecticides acting on insect nicotinic acetylcholine receptors. *Trends Pharmacol Sci* 22:573–580
- Matsuda K, Shimomura M, Ihara M, Akamatsu M, Sattelle DB (2005) Neonicotinoids show selective and diverse actions on their nicotinic receptor targets: electrophysiology, molecular biology, and receptor modeling studies. *Biosci Biotechnol Biochem* 69:1442–1452

- Matsumoto T (2013) Short-and long-term effects of neonicotinoid application in rice fields, on the mortality and colony collapse of honeybees (*Apis mellifera*). *J Apic Sci* 57:21–35
- Matsumura M, Sanada-Morimura S (2010) Recent status of insecticide resistance in Asian rice planthoppers. *JARQ* 44:225–230
- Matsumura M, Takeuchi H, Satoh M, Sanada-Morimura S, Otuka A, Watanabe T, Van Thanh D (2008) Species-specific insecticide resistance to imidacloprid and fipronil in the rice planthoppers *Nilaparvata lugens* and *Sogatella furcifera* in East and South-east Asia. *Pest Manag Sci* 64:1115–1121
- Meredith RH, Heatherington PJ, Morris DB (2002) Clothianidin—a new chloronicotinyl seed treatment for use on sugar beet and cereals: field trial experiences from Northern Europe. The BCPC Conference: Pests and diseases, Volumes 1 and 2. Proceedings of an international conference held at the Brighton Hilton Metropole Hotel, Brighton, UK, 18–21 November 2002. British Crop Protection Council. pp. 691–696. Accessible at: <http://www.cabdirect.org/abstracts/20033026728.html>. Accessed 4 Feb 2014
- Miyagi S, Komaki I, Ozoe Y (2006) Identification of a high-affinity binding site for dinotefuran in the nerve cord of the American cockroach. *Pest Manag Sci* 62:293–298
- Mole N, Williamson S, Lievens P, Tyrell K (2013) Neonicotinoid restrictions present a unique opportunity to introduce safer agro-ecological approaches to pest management. *Outlooks Pest Manag* 24:156–159
- Mori K, Okumoto T, Kawahara N, Ozoe Y (2002) Interaction of dinotefuran and its analogues with nicotinic acetylcholine receptors of cockroach nerve cords. *Pest Manag Sci* 58:190–196
- Narahashi T, Zhao X, Ikeda T, Nagata K, Yeh JZ (2007) Differential actions of insecticides on target sites: basis for selective toxicity. *Hum Exp Toxicol* 26:361–366
- Narahashi T, Zhao X, Ikeda T, Salgado VL, Yeh JZ (2010) Glutamate-activated chloride channels: unique fipronil targets present in insects but not in mammals. *Pestic Biochem Physiol* 97:149–152
- Nauen R, Denholm I (2005) Resistance of insect pests to neonicotinoid insecticides: current status and future prospects. *Arch Insect Biochem Physiol* 58:200–215
- Nauen R, Tietjen K, Wagner K, Elbert A (1998) Efficacy of plant metabolites of imidacloprid against *Myzus persicae* and *Aphis gossypii* (Homoptera : Aphididae). *J Pest Sci* 52:53–57
- Nauen R, Ebbinghaus U, Tietjen K (1999) Ligands of the nicotinic acetylcholine receptor as insecticides. *J Pest Sci* 55:608–610
- Nauen R, Ebbinghaus-Kintscher U, Schmuck R (2001) Toxicity and nicotinic acetylcholine receptor interaction of imidacloprid and its metabolites in *Apis mellifera* (Hymenoptera : Apidae). *Pest Manag Sci* 57:577–586
- Nauen R, Ebbinghaus-Kintscher U, Salgado VL, Kaussmann M (2003) Thiamethoxam is a neonicotinoid precursor converted to clothianidin in insects and plants. *Pest Biochem Physiol* 76:55–69
- Nault BA, Taylor AG, Urwiler M, Rabaey T, Hutchison WD (2004) Neonicotinoid seed treatments for managing potato leafhopper infestations in snap bean. *Crop Prot* 23:147–154
- Nishimura K, Tanaka M, Iwaya K, Kagabu S (1998) Relationship between insecticidal and nerve-excitatory activities of imidacloprid and its alkylated congeners at the imidazolidine NH site. *Pest Biochem Physiol* 62:172–178
- Nishiwaki H, Nakagawa Y, Kuwamura M, Sato K, Akamatsu M, Matsuda K, Komai K, Miyagawa H (2003) Correlations of the electrophysiological activity of neonicotinoids with their binding and insecticidal activities. *Pest Manag Sci* 59:1023–1030
- Nishiwaki H, Sato K, Nakagawa Y, Miyashita M, Miyagawa H (2004) Metabolism of imidacloprid in houseflies. *J Pest Sci* 29:110–116
- Oliveira EE, Schleicher S, Büschges A, Schmidt J, Kloppenburg P, Salgado VL (2011) Desensitization of nicotinic acetylcholine receptors in central nervous system neurons of the stick insect (*Carausius morosus*) by imidacloprid and sulfoximine insecticides. *Insect Biochem Mol Biol* 41:872–880
- Orr N, Shaffner AJ, Watson GB (1997) Pharmacological characterization of an epibatidine binding site in the nerve cord of *Periplaneta americana*. *Pest Biochem Physiol* 58:183–192
- Pandey G, Dorrian SJ, Russell RJ, Oakeshott JG (2009) Biotransformation of the neonicotinoid insecticides imidacloprid and thiamethoxam by *Pseudomonas* sp. 1G. *Biochem Biophys Res Commun* 380:710–714
- Perry T, Chan JQ, Batterham P, Watson GB, Geng C, Sparks TC (2012) Effects of mutations in *Drosophila* nicotinic acetylcholine receptor subunits on sensitivity to insecticides targeting nicotinic acetylcholine receptors. *Pest Biochem Physiol* 102:56–60
- Pesticide Properties Data Base (PPDB) (2013) <http://sitem.herts.ac.uk/aeru/footprint/it/index.htm>. Accessed 5 Oct 2013
- Phugare SS, Jadhav JP (2013) Biodegradation of acetamiprid by isolated bacterial strain *Rhodococcus* sp. BCH2 and toxicological analysis of its metabolites in silkworm (*Bombax mori*). *CLEAN Soil Air Water*. doi:10.1002/clen.201200563
- Pisa L, Amaral-Rogers V, Belzunces LP, Bonmatin J-M, Downs C, Goulson D, Kreuzweiser DP, Krupke C, Liess M, McField M, Noome DA, Settele J, Simon-Delso N, Stark JD, Van der Sluijs JP, Van Dyck H, Wiemers M (2014) Effects of neonicotinoids and fipronil on non-target invertebrates. *Environ Sci Pollut Res* doi:10.1007/s11356-014-3471-x
- Pollack P (2011) *Fine chemicals: the industry and the business* – 2nd edition. John Wiley & Sons, New Jersey
- Prabhakar N, Toscano NC, Castle SJ, Henneberry TJ (1997) Selection for resistance to imidacloprid in silverleaf whiteflies from the Imperial Valley and development of a hydroponic bioassay for resistance monitoring. *J Pest Sci* 51:419–428
- Rahman MM, Park JH, Abd El-Aty AM, Choi JH, Yang A, Park KH, Nashir Uddin Al Mahmud M, Im GJ, Shim JH (2013) Feasibility and application of an HPLC/UVD to determine dinotefuran and its shorter wavelength metabolites residues in melon with tandem mass confirmation. *Food Chem* 136:1038–1046
- Ratra GS, Casida JE (2001) GABA receptor subunit composition relative to insecticide potency and selectivity. *Toxicol Lett* 122:215–222
- Ratra GS, Kamita SG, Casida JE (2001) Role of human GABAA receptor  $\beta 3$  subunit in insecticide toxicity. *Toxicol Appl Pharmacol* 172: 233–240. doi:10.1006/taap.2001.9154
- Raveton M, Aajoud A, Willison JC, Aouadi H, Tissut M et al (2006) Phototransformation of the insecticide fipronil: identification of novel photoproducts and evidence for an alternative pathway of photodegradation. *Environ Sci Technol* 40:4151–4157
- Raveton M, Aajoud A, Willison J, Cherifi M, Tissut M, Ravanel P (2007) Soil distribution of fipronil and its metabolites originating from a seed-coated formulation. *Chemosphere* 69(7):1124–1129
- Roberts T, Hutson D (1999) Metabolic pathways of agrochemicals. In: Terry R, David H (eds) *Insecticides and fungicides*. The Royal Society of Chemistry, Cambridge
- Roessink I, Merga LB, Zweers HJ, Van den Brink PJ (2013) The neonicotinoid imidacloprid shows high chronic toxicity to mayfly nymphs. *Environ Toxicol Chem* 32:1096–1100
- Royer TA, Giles KL, Nyamanzi T, Hunger RM, Krenzer EG et al (2005) Economic evaluation of the effects of planting date and application rate of imidacloprid for management of cereal aphids and barley yellow dwarf in winter wheat. *J Econ Entomol* 98:95–102
- Salgado VL, Saar R (2004) Desensitizing and non-desensitizing subtypes of alpha-bungarotoxin-sensitive nicotinic acetylcholine receptors in cockroach neurons. *J Insect Physiol* 50:867–879
- Sánchez-Bayo F, Goka K (2006) Ecological effects of the insecticide imidacloprid and a pollutant from antidandruff shampoo in experimental rice fields. *Environ Toxicol Chem* 25: 1677–1687



- Sánchez-Bayo F, Hyne RV (2014) Detection and analysis of neonicotinoids in river waters—development of a passive sampler for three commonly used insecticides. *Chemosphere* 99:143–151
- Sanchez-Bayo F, Tennekes AH, Goka K (2013) Impact of systemic insecticides on organisms and ecosystems. In: Trdan S, editor. *Insecticides—development of safer and more effective technologies*. InTech. Accessible at: <http://www.intechopen.com/books/insecticides-development-of-safer-and-more-effective-technologies/impact-of-systemic-insecticides-on-organisms-and-ecosystems>. Accessed 6 Jun 2014
- Schulz-Jander DA, Casida JE (2002) Imidacloprid insecticide metabolism: human cytochrome P450 isozymes differ in selectivity for imidazolidine oxidation versus nitroimine reduction. *Toxicol Lett* 132:65–70
- Schwartz BJ, Sparrow FK, Heard NE, Thede BM (2000) Simultaneous derivatization and trapping of volatile products from aqueous photolysis of thiamethoxam insecticide. *J Agric Food Chem* 48:4671–4675
- Seagraves MP, Lundgren JG (2012) Effects of neonicotinoid seed treatments on soybean aphid and its natural enemies. *J Pest Sci* 85:125–132
- Seifert J, Stollberg J (2005) Antagonism of a neonicotinoid insecticide imidacloprid at neuromuscular receptors. *Environ Toxicol Pharmacol* 20:18–21
- Shao X, Ye Z, Bao H, Li Z, Xu X, Li Z, Qian X (2011) Advanced research on *cis*-neonicotinoids. *Chimia* 65:957–960
- Shao X, Liu Z, Xu X, Li Z, Qian X (2013a) Overall status of neonicotinoid insecticides in China: production, application and innovation. *J Pest Sci* 38:1–9
- Shao X, Swenson TL, Casida JE (2013b) Cycloxyprid insecticide: nicotinic acetylcholine receptor binding site and metabolism. *J Agric Food Chem* 61:7883–7888. doi:10.1021/jf4030695
- Shi X, Dick RA, Ford KA, Casida JE (2009) Enzymes and inhibitors in neonicotinoid insecticide metabolism. *J Agric Food Chem* 57:4861–4866
- Shi X, Jiang L, Wang H, Qiao K, Wang D et al (2011) Toxicities and sublethal effects of seven neonicotinoid insecticides on survival, growth and reproduction of imidacloprid-resistant cotton aphid, *Aphis gossypii*. *Pest Manag Sci* 67:1528–1533
- Sparks TC, DeBoer GJ, Wang NX, Hasler JM, Loso MR, Watson GB (2012) Differential metabolism of sulfoximine and neonicotinoid insecticides by *Drosophila melanogaster* monooxygenase CYP6G1. *Pest Biochem Physiol* 103:159–165
- Sparks TC, Watson GB, Loso MR, Geng C, Babcock JM, Thomas JD (2013) Sulfoxaflor and the sulfoximine insecticides: chemistry, mode of action and basis for efficacy on resistant insects. *Pest Biochem Physiol* 107:1–7
- Stevens S, Jenkins P (2014) Heavy costs. Center for food safety. Accessible at: <http://www.centerforfoodsafety.org/issues/304/pollinators-and-pesticides/reports/2999/heavy-costs-weighing-the-value-of-neonicotinoid-insecticides-in-agriculture#>
- Stokstad E (2013) How big a role should neonicotinoids play in food security? *Science* 340(6133):675
- Suchail S, Guez D, Belzunces LP (2000) Characteristics of imidacloprid toxicity in two *Apis mellifera* subspecies. *Environ Toxicol Chem* 19:1901–1905
- Suchail S, Guez D, Belzunces LP (2001) Discrepancy between acute and chronic toxicity induced by imidacloprid and its metabolites in *Apis mellifera*. *Environ Toxicol Chem* 20:2482–2486
- Suchail S, De Sousa G, Rahmani R, Belzunces LP (2004a) In vivo distribution and metabolism of [<sup>14</sup>C]-imidacloprid in different compartments of *Apis mellifera* L. *Pest Manag Sci* 60:1056–1062
- Suchail S, Debrauer L, Belzunces LP (2004b) Metabolism of imidacloprid in *Apis mellifera*. *Pest Manag Sci* 60:291–296
- Syngenta (2012) 2011 Full Year Results. <http://www.syngenta.com/global/corporate/en/news-center/news-releases/pages/120208.aspx>. Accessed 29 Sept 2013
- Syngenta (2013) 2012 Full Year Results. <http://www.syngenta.com/global/corporate/SiteCollectionDocuments/pdf/media-releases/en/20130206-analyst-presentation-fyr2012.pdf>. Accessed 29 Sept 2013
- Szendrei Z, Grafius E, Byrne A, Ziegler A (2012) Resistance to neonicotinoid insecticides in field populations of the Colorado potato beetle (Coleoptera: Chrysomelidae). *Pest Manag Sci* 68:941–946
- Taira K, Fujioka K, Aoyama Y (2013) Qualitative profiling and quantification of neonicotinoid metabolites in human urine by liquid chromatography coupled with mass spectrometry. *PLoS One* 8:e80332
- Tan J, Galligan JJ, Hollingworth RM (2007) Agonist actions of neonicotinoids on nicotinic acetylcholine receptors expressed by cockroach neurons. *Neurotoxicology* 28:829–842
- Taniguchi T, Kita Y, Matsumoto T, Kimura K (2012) Honeybee colony losses during 2008–2010 caused by pesticide application in Japan. *Jpn J Apic* 27:15–27
- Tennekes HA, Sánchez-Bayo F (2011) Time-dependent toxicity of neonicotinoids and other toxicants: implications for a new approach to risk assessment. *J Environ Anal Toxicol* S4:001. doi:10.4172/2161-0525.S4-001
- Thany SH (2009) Agonist actions of clothianidin on synaptic and extrasynaptic nicotinic acetylcholine receptors expressed on cockroach sixth abdominal ganglion. *Neurotoxicology* 30:1045–1052
- Thany SH (2010) Neonicotinoid insecticides. Historical evolution and resistance mechanisms. In: Thany SH (Ed.) *Insect nicotinic acetylcholine receptors*. *Adv Exp Med Biol* 683:75–84
- Thany SH (2011) Thiamethoxam, a poor agonist of nicotinic acetylcholine receptors expressed on isolated cell bodies, acts as a full agonist at cockroach cercal afferent/giant interneuron synapses. *Neuropharmacology* 60:587–592
- Thany SH, Courjaret R, Lapiéd B (2008) Effect of calcium on nicotine-induced current expressed by an atypical alpha-bungarotoxin-insensitive nAChR2. *Neurosci Lett* 438:317–321
- Thielert W, Metzclaff M, De Block M (2006) Increase of stress tolerance by application of neonicotinoids on plants engineered to be stress tolerant. Patent No. European Patent Application EP1731037
- Thuyet DQ, Watanabe H, Motobayashi T (2011) Effect of formulations and treatment methods of nursery boxes applied with insecticide on the behavior of imidacloprid in rice paddy fields. *J Pest Sci* 36:9–15
- Thuyet DQ, Jorgenson BC, Wissel-Tyson C, Watanabe H, Young TM (2012) Wash off of imidacloprid and fipronil from turf and concrete surfaces using simulated rainfall. *Sci Total Environ* 414:515–524. doi:10.1016/j.scitotenv.2011.10.051
- Tingle CCD, Rother JA, Dewhurst CF, Lauer S, King WJ (2003) Fipronil: environmental fate, ecotoxicology and human health concerns. *Rev Environ Contam Toxicol* 176:1–66
- Tokieda M, Ozawa M, Gomyo T (1999) Methods of determination of acetamiprid and its degradation products in soil by gas chromatography. *J Pest Sci* 24:181–185
- Tomizawa M, Casida JE (1997) I-125 Azidonicotinoid photoaffinity labeling of insecticide-binding subunit of *Drosophila* nicotinic acetylcholine receptor. *Neurosci Lett* 237:61–64
- Tomizawa M, Casida JE (2000) Imidacloprid, thiacloprid, and their imine derivatives up-regulate the  $\alpha 4\beta 2$  nicotinic acetylcholinereceptor in M10 cells. *Toxicol Appl Pharmacol* 169:114–120
- Tomizawa M, Casida JE (2001) Structure and diversity of insect nicotinic acetylcholine receptors. *Pest Manag Sci* 57:914–922
- Tomizawa M, Casida JE (2002) Desnitro-imidacloprid activates the extracellular signal-regulated kinase cascade via the nicotinic receptor and intracellular calcium mobilization in N1E-115 cells. *Toxicol Appl Pharmacol* 184:180–186
- Tomizawa M, Casida JE (2003) Selective toxicity of neonicotinoids attributable to specificity of insect and mammalian nicotinic receptors. *Annu Rev Entomol* 48:339–364



- Tomizawa M, Casida JE (2005) Neonicotinoid insecticide toxicology: mechanisms of selective action. *Annu Rev Pharmacol Toxicol* 45: 247–268
- Tomizawa M, Casida JE (2009) Molecular recognition of neonicotinoid insecticides: the determinants of life or death. *Acc Chem Res* 42: 260–269
- Tomizawa M, Casida JE (2011) Neonicotinoid insecticides: highlights of a symposium on strategic molecular designs. *J Agric Food Chem* 59:2883–2886
- Tomizawa M, Cowan A, Casida JE (2001a) Analgesic and toxic effects of neonicotinoid insecticides in mice. *Toxicol Appl Pharmacol* 177: 77–83
- Tomizawa M, Wen ZM, Chin HL, Morimoto H, Kayser H, Casida JE (2001b) Photoaffinity labeling of insect nicotinic acetylcholine receptors with a novel H-3 azidoneonicotinoid. *J Neurochem* 78: 1359–1366
- Tomizawa M, Zhang NJ, Durkin KA, Olmstead MM, Casida JE (2003) The neonicotinoid electronegative pharmacophore plays the crucial role in the high affinity and selectivity for the drosophila nicotinic receptor: an anomaly for the nicotinoid cation- $\pi$  interaction model. *Biochemistry* 42:7819–7827
- Tomizawa M, Talley TT, Maltby D, Durkins KA, Medzihradsky KF, Burlingame AL, Taylor P, Casida JE (2007) Mapping the elusive neonicotinoid binding site. *PNAS* 104:9075–9080
- Tomizawa M, Maltby D, Talley TT, Durkin KA, Medzihradsky KF, Burlingame AL, Taylor P, Casida JE (2008) Atypical nicotinic agonist bound conformations conferring subtype selectivity. *PNAS* 105:1728–1732
- Tomlin CDS (2000) The pesticide manual. 12th Ed., The British Crop Prot Council, Surrey, UK, pp.413–415
- Toshima K, Ihara M, Kanaoka S, Tarumoto K, Yamada A, Sattelle DB, Matsuda K (2008) Potentiating and blocking actions of neonicotinoids on the response to acetylcholine of the neuronal  $\alpha 4 \beta 2$  nicotinic acetylcholine receptor. *J Pest Sci* 33:146–151
- United States Department of Agriculture (USDA) - National Agriculture Statistics Service (NASS), (2013) online database: Crop production 2013 summary. <http://usda.mannlib.cornell.edu/MannUsda/viewDocumentInfo.do?documentID=10471>
- US Environmental Protection Agency (USEPA) (2000) Thiamethoxam; pesticide tolerance. *Fed Regist* 65:80343–80353
- US Environmental Protection Agency (USEPA) (2003a) Factsheet - Clothianidin. 19 pp
- US Environmental Protection Agency (USEPA) (2003b) Clothianidin; pesticide tolerance. *Fed Regist* 68:32390–32400
- US Environmental Protection Agency (USEPA) (2003c) Dinotefuran; notice of filing a pesticide petition to establish a tolerance for a certain pesticide chemical in or on food. *Fed Regist* 68:39547–39554
- US Environmental Protection Agency (USEPA) (2004a) Clothianidin; notice of filing a pesticide petition to establish a tolerance for a certain pesticide chemical in or on food. *Fed Regist* 69:33635–33638
- US Environmental Protection Agency (USEPA) (2004b) Dinotefuran; conditional registration. *Pesticide Fact Sheet*, 63 pp
- US Environmental Protection Agency (USEPA) (2013) Registration of the new active ingredient sulfoxaflor for use on multiple commodities, turfgrass and ornamentals. United States Environmental Protection Agency <http://www.regulations.gov/#!documentDetail;D=EPA-HQ-OPP-2010-0889-0396>. Accessed 7 Mar 2014
- US Geological Survey (2014) Pesticide National Synthesis Project, Pesticide Use Maps Imidacloprid 2011 [http://water.usgs.gov/nawqa/pnsp/usage/maps/show\\_map.php?year=2011&map=IMIDACLOPRID&hilo=L&disp=Imidacloprid](http://water.usgs.gov/nawqa/pnsp/usage/maps/show_map.php?year=2011&map=IMIDACLOPRID&hilo=L&disp=Imidacloprid). Accessed 7 March 2014
- Van der Sluijs JP, Simon-Delso N, Goulson D, Maxim L, Bonmatin J-M, Belzunces LP (2013) Neonicotinoids, bee disorders and the sustainability of pollinator services. *Curr Opin Environ Sustain* 5:293–305. doi:10.1016/j.cosust.2013.05.007
- van Rozen K, Ester A (2010) Chemical control of *Diabrotica virgifera virgifera* LeConte. *J Appl Entomol* 134:376–384
- Wakita T (2010) Molecular design of dinotefuran with unique insecticidal properties. *J Agric Food Chem* 59:2938–2942
- Wakita T, Kinoshita K, Yamada E, Yasui N, Kawahara N, Naoi A, Nakaya M, Ebihara K, Matsuno H, Kodaka K (2003) The discovery of dinotefuran: a novel neonicotinoid. *Pest Manag Sci* 59:1016–1022
- Wakita T, Kinoshita K, Kodaka K, Yasui N, Naoi A, Banba S (2004a) Synthesis and structure-activity relationships of dinotefuran derivatives: modification in the tetrahydro-3-furylmethyl part. *J Pest Sci* 29:356–363
- Wakita T, Kinoshita K, Yasui N, Yamada E, Kawahara N, Kodaka K (2004b) Synthesis and structure-activity relationships of dinotefuran derivatives: modification in the nitroguanidine part. *J Pest Sci* 29: 348–355
- Wang KI, Guo QL, Xia XM, Wang HY, Liu TX (2007) Resistance of *Aphis gossypii* (Homoptera: Aphididae) to selected insecticides on cotton from five cotton production regions in Shandong, China. *J Pest Sci* 32:372–378
- Wang Y, Chen J, Zhu YC, Ma C, Huang Y, Shen J (2008) Susceptibility to neonicotinoids and risk of resistance development in the brown planthopper, *Nilaparvata lugens* (Stål) (Homoptera: Delphacidae). *Pest Manag Sci* 64:1278–1284
- Wang J, Hirai H, Kawagishi H (2012) Biotransformation of acetamiprid by the white-rot fungus *Phanerochaete sordida* YK-624. *Appl Microbiol Biotechnol* 93:831–835
- Wang G, Yue W, Liu Y, Li F, Xiong M, Zhang H (2013a) Biodegradation of the neonicotinoid insecticide Acetamiprid by bacterium *Pigmentiphaga* sp. strain AAP-1 isolated from soil. *Bioresour Technol* 138:359–368
- Wang G, Zhao Y, Gao H, Yue W, Xiong M, Li F, Zhang H, Ge W (2013b) Co-metabolic biodegradation of acetamiprid by *Pseudoxanthomonas* sp. AAP-7 isolated from a long-term acetamiprid-polluted soil. *Bioresour Technol* 150:259–265
- Watson GB, Loso MR, Babcock JM, Hasler JM, Letherer TJ, Young CD, Zhu Y, Casida JE, Sparks TC (2011) Novel nicotinic action of the sulfoximine insecticide sulfoxaflor. *Insect Biochem Mol Biol* 41: 432–439
- Wiesner P, Kayser H (2000) Characterization of nicotinic acetylcholine receptors from the insects *Aphis craccivora*, *Myzus persicae*, and *Locusta migratoria* by radioligand binding assays: relation to thiamethoxam action. *J Biochem Mol Toxicol* 14:221–230
- Wu M, Cai J, Yao J, Dai B, Lu Y (2010) Study of imidacloprid residues in cabbage and soil by HPLC with UV detection. *Bull Environ Contam Toxicol* 84:289–293
- Ying GG, Kookana RS (2006) Persistence and movement of fipronil termiticide with under-slab and trenching treatments. *Environ Toxicol Chem* 25:2045–2050
- Yokota T, Mikata K, Nagasaki H, Ohta K (2003) Absorption, tissue distribution, excretion, and metabolism of clothianidin in rats. *J Agric Food Chem* 51:7066–7072
- Žabar R, Komel T, Fabjan J, Kralj MB, Trebše P (2012) Photocatalytic degradation with immobilised  $\text{TiO}_2$  of three selected neonicotinoid insecticides: imidacloprid, thiamethoxam and clothianidin. *Chemosphere* 89:293–301
- Zhang NJ, Tomizawa M, Casida JE (2002) Structural features of azidopyridinyl neonicotinoid probes conferring high affinity and selectivity for mammalian  $\alpha 4 \beta 2$  and *Drosophila* nicotinic receptors. *J Med Chem* 45:2832–2840
- Zhang NJ, Tomizawa M, Casida JE (2003) 5-azidoepibatidine: an exceptionally potent photoaffinity ligand for neuronal  $\alpha 4 \beta 2$  and

- alpha 7 nicotinic acetylcholine receptors. *Bioorg Med Chem Lett* 13: 525–527
- Zhang Y, Liu S, Gu J, Song F, Yao X, Liu Z (2008) Imidacloprid acts as an antagonist on insect nicotinic acetylcholine receptor containing the Y151M mutation. *Neurosci Lett* 446:97–100
- Zhang X, Liu X, Zhu F, Li J, You H, Lu P (2014) Field evolution of insecticide resistance in the brown planthopper (*Nilaparvata lugens* Stål) in China. *Crop Prot* 58:61–66. doi:10.1016/j.cropro.2013.12.026
- Zhao Y-J, Dai Y-J, Yu C-G, Luo J, Xu W-P et al (2009) Hydroxylation of thiacloprid by bacterium *Stenotrophomonas maltophilia* CGMCC1.1788. *Biodegradation* 20:761–768. doi:10.1007/s10532-009-9264-0
- Zhu Y, Loso MR, Watson GB, Sparks TC, Rogers RB et al (2010) Discovery and characterization of sulfoxaflo, a novel insecticide targeting sap-feeding pests. *J Agric Food Chem* 59:2950–2957. doi:10.1021/jf102765x